

PARTS CATALOG

FOR MODELS
1946-47-48

VOYAGER
AND
FLYING STATION WAGON



Stinson

STINSON DIVISION
UNIVAIR AIRCRAFT CORPORATION
2500 Himalaya Road, Aurora, CO 80011



STINSON DIVISION UNIVAIR AIRCRAFT CORPORATION



FIGURE & ITEM NO.	PART NUMBER	PART NAME	NO. REQ'D	MODEL
-------------------	-------------	-----------	-----------	-------

Figure 1-1946-47-48 Wing Installation

1-1	108-1101000-2*	Wing Assy.-Covered-LH-Less Pitot Tube, Lights, Slat, Aileron, Flap and Inspection Covers	1	46-47
1-15		AN-6-23A Bolt	2	46-7-8
		AN-365-524 Nut	1	46-7-8
1-16		AN-5-22A Bolt	1	46-7-8
		AN-365-624 Nut	1	46-7-8
1-1	108-1101000-3*	Wing Assy.-Covered-RH-Less Lights, Slat, Aileron, Flap and Inspection Covers	1	46-47
1-1	108-1101000-4#	Wing Assy.-Covered-LH-Less Pitot Tube, Lights, Slat, Aileron and Inspection Covers	1	47
1-1	108-1101000-5##	Wing Assy.-Covered-RH-Less Lights, Slat, Aileron, Flap and Inspection Covers	1	47
1-1	108-1101000-50	Wing Assy.-Covered-LH-Less Pitot Tube, Lights, Slats, Aileron, Flap and Inspection Covers	1	48
1-1	108-1101000-51	Wing Assy.-Covered-RH-Less Lights, Slat, Aileron, Flap and Inspection Covers	1	48
1-2	108-1701000-0*	Aileron Assy.-Covered-LH	1	46-47
		AN-4-10A Bolt	2	46-47
		AN-365-428 Nut	3	46-47
		108-8001001 Seal-Bearing	5	46-47
		AN-4-16A Bolt	1	46-47
		AN-960-416 Washer	1	46-47
		108-1001000-8 Spacer	1	46-47
1-2	108-1701000-1*	Aileron Assy.-Covered-RH	1	46-47
1-2	108-1701000-2#	Aileron Assy.-Covered-LH	1	47
1-2	108-1701000-3#	Aileron Assy.-Covered-RH	1	47
1-2	108-1711000-0*	Frame Assy.-Aileron-LH	1	46-47
1-2	108-1711000-1*	Frame Assy.-Aileron-RH	1	46-47
1-2	108-1711000-2#	Frame Assy.-Aileron-LH	1	47
1-2	108-1711000-3#	Frame Assy.-Aileron-RH	1	47
1-3	108-1001004	Rib-Lift Strut-Lower Fillet	2	46-7-8
1-4	108-1001002-0	Fillet-Rear Lift Strut-Upper LH	1	46-7-8
1-4	108-1001002-1	Fillet-Rear Lift Strut-Upper RH	1	46-7-8
1-5	108-1711014#	Tab-Aileron-Trim	2	46-7
1-5	108-1712014##	Tab-Aileron-Trim	2	48

* For Airplanes Serial 108-1 through 108-2249

For Airplanes Serial 108-2250 through 108-3500

For Airplanes Serial 108-3501 and Up



STINSON DIVISION UNIVAIR AIRCRAFT CORPORATION



FIGURE & ITEM NO.	PART NUMBER		PART NAME	NO. REQ'D	MOD.
1-8	108-3000250		Friction Catch-Door	2	48
1-9	108-1811000-0		Flap Assy. -LH	1	46-7-8
			AN-4-11A Bolt	3	46-7-8
			AN-365-428 Nut	3	46-7-8
			108-8001001 Seal Bearing	6	46-7-8
1-9	108-1811000-1		Flap Assy. -RH	1	46-47
1-10	108-1811000-28		Channel-Trailing Edge	2	46-7-8
1-11	108-1711011		Frame-Inspection Hole	6	46-7-8
1-11	108-1711012		Cover-Inspection Hole	6	46-7-8
1-12	108-1811300-2		Slat Assy. -Wing	2	46-47-4
			AN-3-4A Bolt	4	46-7-8
1-13	108-1101002-6		Band-Wing Gap-Upper-LH	1	46-7-8
1-13	108-1101002-7		Band-Wing Gap-Upper-RH	1	46-7-8
1-14	108-1101003-6		Band-Wing Gap-Lower-LH	1	46-7-8
1-14	108-1101003-7		Band-Wing Gap-Lower RH	1	46-7-8
1-17	108-1911000		Strut Assy. -Front Lift	2	46-7-8
1-19			AN-5-25A Bolt	1	46-7-8
			AN-365-524 Nut	1	46-7-8
1-21			AN-8-21A Bolt	1	46-7-8
			AN-365-820 Nut	1	46-7-8
1-18	108-1001001-0		Fillet-Fwd. Lift Strut-Upper LH	1	46-7-8
1-18	108-100100-1		Fillet-Fwd. Lift Strut-Upper RH	1	46-7-8
1-20	#52	N	Plate Assy. -Inspection	10	46-7-8
1-22	108-1001003-0		Fillet Assy. -Lift Strut Lower LH	1	46-7-8
1-22	108-1001003-1		Fillet Assy. -Lift Strut Lower RH	1	46-7-8
1-23	108-1911013		Yoke-Rear Lift Strut	2	46-7-8
1-24	108-1911010		Strut Assy. -Rear Lift	2	46-7-8
1-25			AN-5-11A Bolt	1	46-7-8
1-6			AN-5-25A Bolt	1	46-7-8
			AN-365-524 Nut	2	46-7-8
1-26	108-1111130		Grille-Cabin Ventilator Intake	2	46-7-8
1-27	108-1002006-16		Fairing-Flap Hinge-LH	4	48
1-28	108-1002006-17		Fairing-Flap Hinge-RH	4	48
1-29	108-1002006-26		Fairing-Flap Hinge-LH	2	48
1-30	108-1002006-27		Fairing-Flap Hinge-RH	2	48
1-31	108-1112152-6°		Fitting-Airplane Mooring	2	48
1-31	#59°°		Eyebolt-Mooring Ring	2	48
1-32	108-1001004		Fairing	2	46-7-8

° For Airplanes Serial 108-3501 through 108-3845

°° For Airplanes Serial 108-3846 and Up



STINSON DIVISION UNIVAIR AIRCRAFT CORPORATION

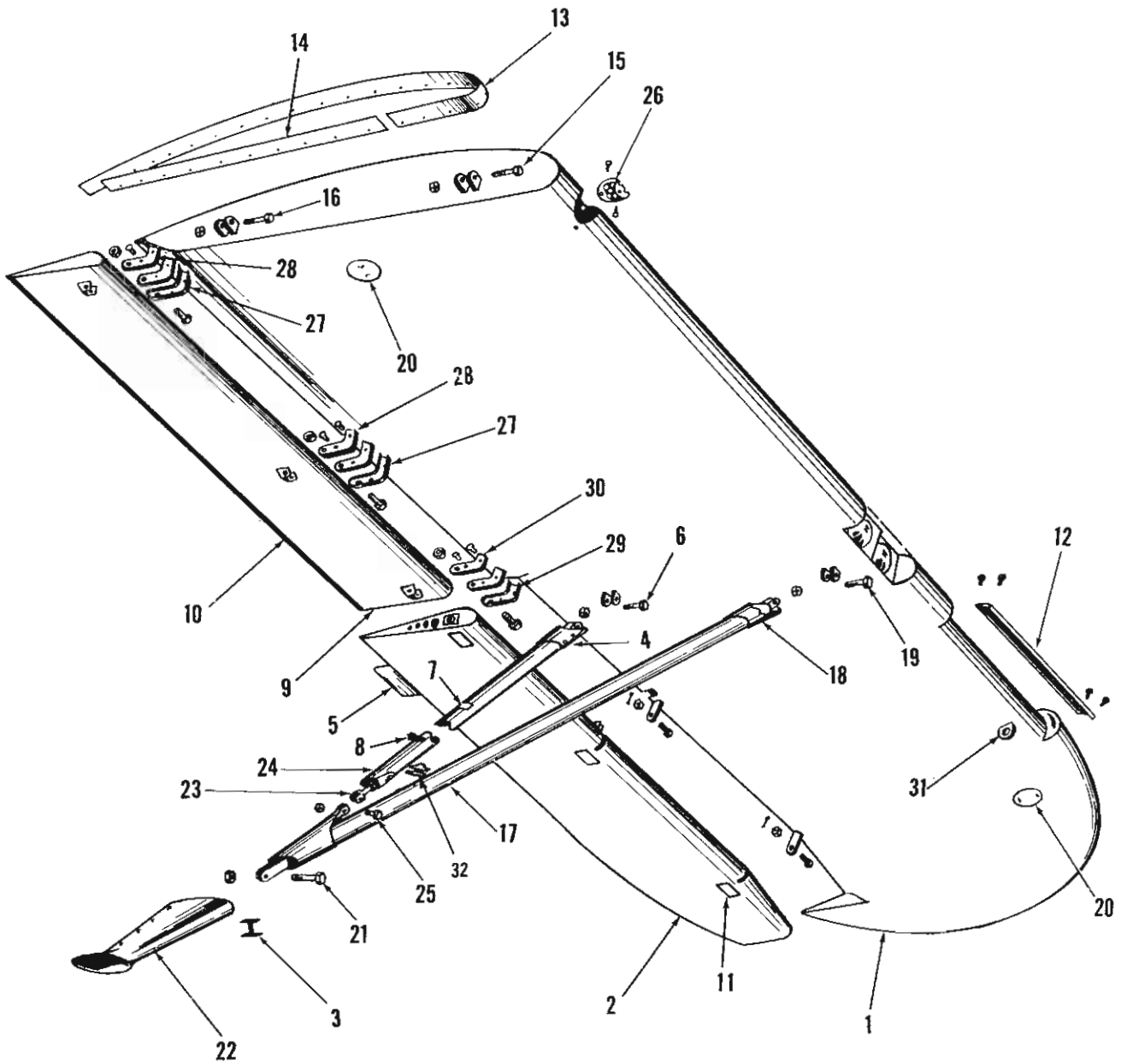


Figure 1-1946-47-48 Wing Installation



STINSON DIVISION UNIVAIR AIRCRAFT CORPORATION

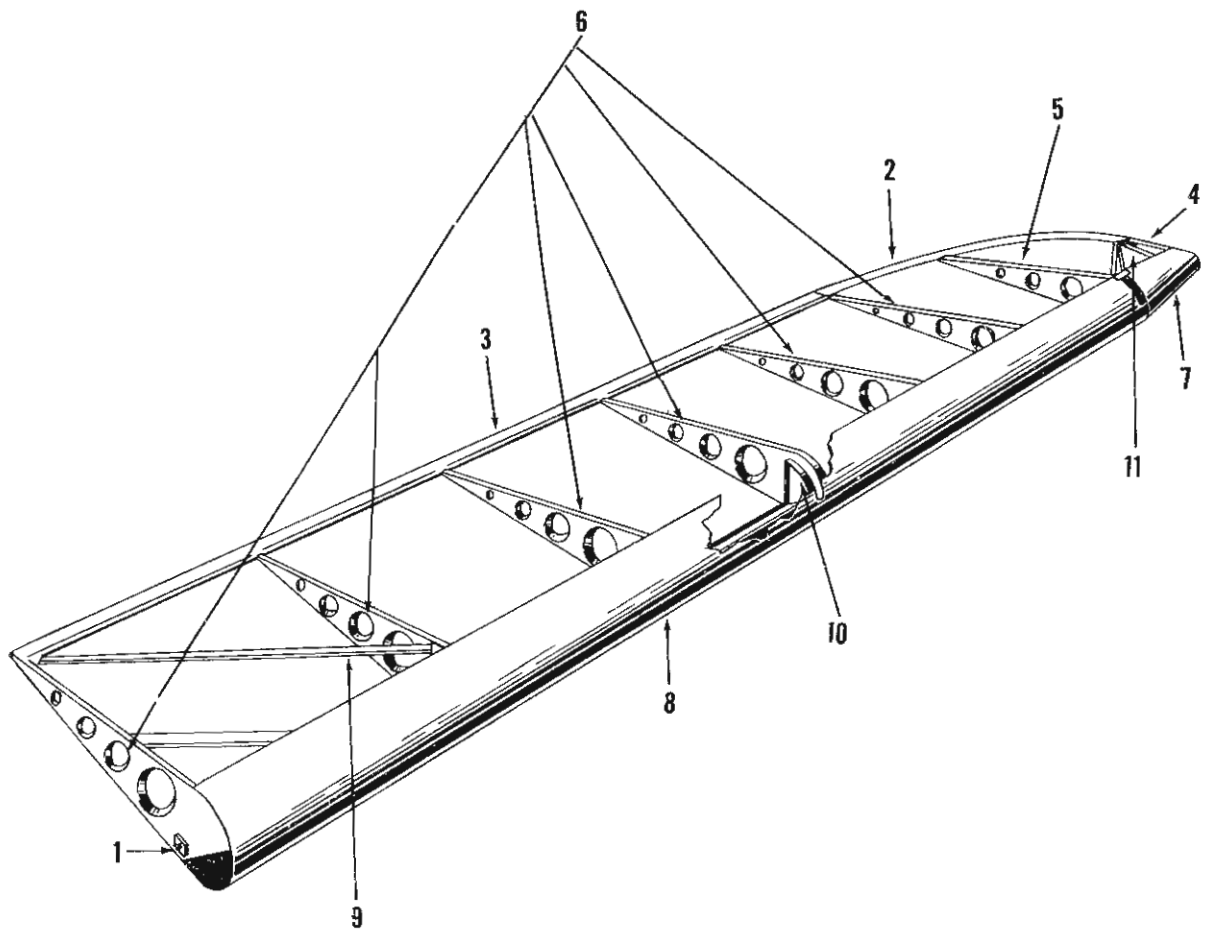


Figure 2-1946-47 Aileron Details



STINSON DIVISION UNIVAIR AIRCRAFT CORPORATION



FIGURE & ITEM NO.	PART NUMBER	PART NAME	NO. REQ'D	MODEL
-------------------	-------------	-----------	-----------	-------

Figure 2—1946-47 Aileron Details

2-1	CS-2170	Bearing	2	46-47
2-2	108-1711005	Former-Aileron Tip Trailing Edge	2	46-47
2-3	108-1711006	Former-Aileron Trailing Edge	2	46-47
2-4	108-1711000-6	Rib-Aileron-LH	1	46-47
2-4	108-1711000-7	Rib-Aileron-RH	1	46-47
2-5	108-1711000-8	Rib-Aileron-LH	1	46-47
2-5	108-1711000-9	Rib-Aileron-RH	1	46-47
2-6	108-1711000-10	Rib-Aileron-LH	6	46-47
2-6	108-1711000-11	Rib-Aileron-RH	6	46-47
2-7	108-1711000-14	Former-Aileron-LH	1	46-47
2-7	108-1711000-15	Former-Aileron-RH	1	46-47
2-8	108-1711000-18	Former-Aileron-LH	1	46-47
2-8	108-1711000-19	Former-Aileron-RH	1	46-47
2-9	108-1711000-26	Channel	2	46-47
2-10	108-1711000-28	Bracket-Aileron-LH	2	46-47
2-10	108-1711000-29	Bracket-Aileron-RH	2	46-47
2-11	108-1711016-0	Rib-Aileron Tip Brace-LH	1	46-47
2-11	108-1711016-1	Rib-Aileron Tip Brace-RH	1	46-47

Figure 3—1946-47-48 Wing Assembly

3-1	108-1121101-0*		Tank Assy.-Fuel-LH-Equipped with A.C. Fuel Gauge	1	46-47
3-1	108-1121101-1*		Tank Assy.-Fuel-RH-Equipped with A.C. Fuel Gauge	1	46-47
3-1	108-1121101-2**		Tank Assy.-Fuel-LH-Equipped with King Seeley Fuel Gauge	1	46
3-1	108-1121101-3**	102.08	Tank Assy.-Fuel-RH-Equipped with King Seeley Fuel Gauge	1	46
3-1	108-1122101-0#	81.12	Tank Assy.-Fuel-LH	1	47
3-1	108-1122101-1#	81.12	Tank Assy.-Fuel-RH	1	47
3-1	108-1122132-0	85.84	Tank Assy.-Fuel-LH	1	48
3-1	108-1122132-1	85.84	Tank Assy.-Fuel-RH	1	48
3-2	108-1121118°	3.40	Strainer Assy.-Fuel Tank Outlet	2	46-7-8
3-2	108-1122118#	3.64	Strainer Assy.-Fuel Tank Outlet	2	47-48
3-3	108-1121128**	.80	Gasket-Fuel Gauge-Tank Unit	2	46
3-3	108-1121126##	.20	Gasket-Fuel Gauge-Tank Unit (use 462-021)	2	46-7-8
3-4	1517050##	N 2.10	Gauge-Fuel-Tank Unit (AC) 108-7740-313	2	46-7-8
3-5	108-1121119	1.64	Strap Assy.-Wing Fuel Tank	4	46-7-8
3-6	108-1121111	2.04	Cap Assy.-Fuel Tank	2	46-47
3-6	108-1122131	1.40	Cap Assy.-Fuel Tank	2	48
3-6	108-1121122		Gasket,-fuel cap	2	46-7-8

* For Airplanes Serial 108-1 through 108-41, 108-43, 108-287 through 108-2249

** For Airplanes Serial 108-42, 108-44 through 108-286

For Airplanes Serial 108-2250 and Up

For Airplanes Serial 108-1 through 108-41, 108-43, 108-287 and Up

° For Airplanes Serial 108-1 through 108-2249



STINSON DIVISION UNIVAIR AIRCRAFT CORPORATION



FIGURE & ITEM NO.	PART NUMBER		PART NAME	NO. REQ'D	MODEL
3-7	108-8612003 ^{oo}		Bushing-Bellcrank	12	47-48
3-8	4509	N	Landing Light	2	46-7-8
3-9	108-1111088		Bracket Assy.-Landing Light	1	46-7-8
3-10	108-1111089		Bracket Assy.-Landing Light	1	46-7-8
3-11	108-1111084		Retainer Assy.-LH Wing Landing Light	4	46-7-8
3-12	AN-210-4A		Pulley	2	46-7-8
3-13	108-1111086		Retainer Assy.-Landing Light Shield	2	46-7-8
3-14	108-1111087		Retainer Assy.-LH Wing Landing Light Shield	2	46-7-8
3-15	108-1111091		Shield Assy.-Landing Light	1	46-7-8
3-16	108-1111126		Retainer-LH Wing Landing Light Shield	1	46-7-8
3-17	108-1131002		Tube Assy.-Pitot	1	46-7-8
3-18	A-1285	N	Position Light-Green	1	46-7-8
3-18	A-1280-2	N	Lens-Wing Light-Red	1	46-7-8
3-18	A-1285	N	Position Light-Red	1	46-7-8
3-18	A-1280-3	N	Lens-Wing Light-Green	1	46-7-8
3-18	1512	N	Bulb-Wing Light	2	46-7-8
3-19	108-1141207-0 [/]		Rod Assy.-Aileron Push Pull	1	46-7-8
3-20			AN-3-10A Bolt	1	46-7-8
			AN-365-1032 Nut	1	46-7-8
3-21			AN-3-10A Bolt	1	46-7-8
			AN-365-1032 Nut	1	46-7-8
3-19	108-1141207-1 ^{oo}		Rod Assy.-Aileron Push Pull	2	47-48
3-22	AN-210-3A		Pulley	2	46-7-8
3-23	108-1141206		Cable Assy.-Wing Aileron Idler	2	46-7-8
			AN-23-11 Bolt	1	46-7-8
			AN-320-3 Nut	1	46-7-8
3-24	108-1141204-0 [/]		Bellcrank Assy.-Aileron-LH (Includes Item 35)	1	46-7-8
3-25			AN-4-23A Bolt	1	46-7-8
			AN-365-428 Nut	1	46-7-8
			AN-380-2-3 Cotter Pin	1	46-7-8
3-24	108-1141204-1 [/]		Bellcrank Assy.-Aileron-RH (Includes Item 35)	1	46-7-8
3-24	108-1142204-0 ^{oo}		Bellcrank Assy.-Aileron-LH	1	47-48
3-24	108-1142204-1 ^{oo}		Bellcrank Assy.-Aileron-RH	1	47-48
3-26	108-1161003		Deflector-Landing Light	1	46-7-8
3-27	RE3H5		Rod End Bearing	2	46-7-8
3-28	108-1141208		Cable Assy.-Wing Aileron Control	2	46-7-8
3-29			AN-23-11 Bolt	1	46-7-8
			AN-320-3 Nut	1	46-7-8
			AN-380-2-3 Cotter Pin	1	46-7-8
3-30	108-3041504		Rod Assy.-Bellcrank to Flap-Push Pull	2	46-7-8
3-32			AN-3-7A Bolt	1	46-7-8
			AN-365-1032 Nut	1	46-7-8
3-31			AN-3-10A Bolt	1	46-7-8
			AN-365-1032 Nut	1	46-7-8
3-33	RE3H5		Rod End Bearing	2	46-7-8
3-34	108-1141500 [/]		Bellcrank Assy.-Wing Flap Control (Includes Item 35)	2	46-7-8
3-36			AN-4-17A Bolt	1	46-7-8
			AN-365-428 Nut	1	46-7-8

[/] For Airplanes Serial 108-1 through 108-3109

^{oo} For Airplanes Serial 108-3110 and Up



STINSON DIVISION UNIVAIR AIRCRAFT CORPORATION

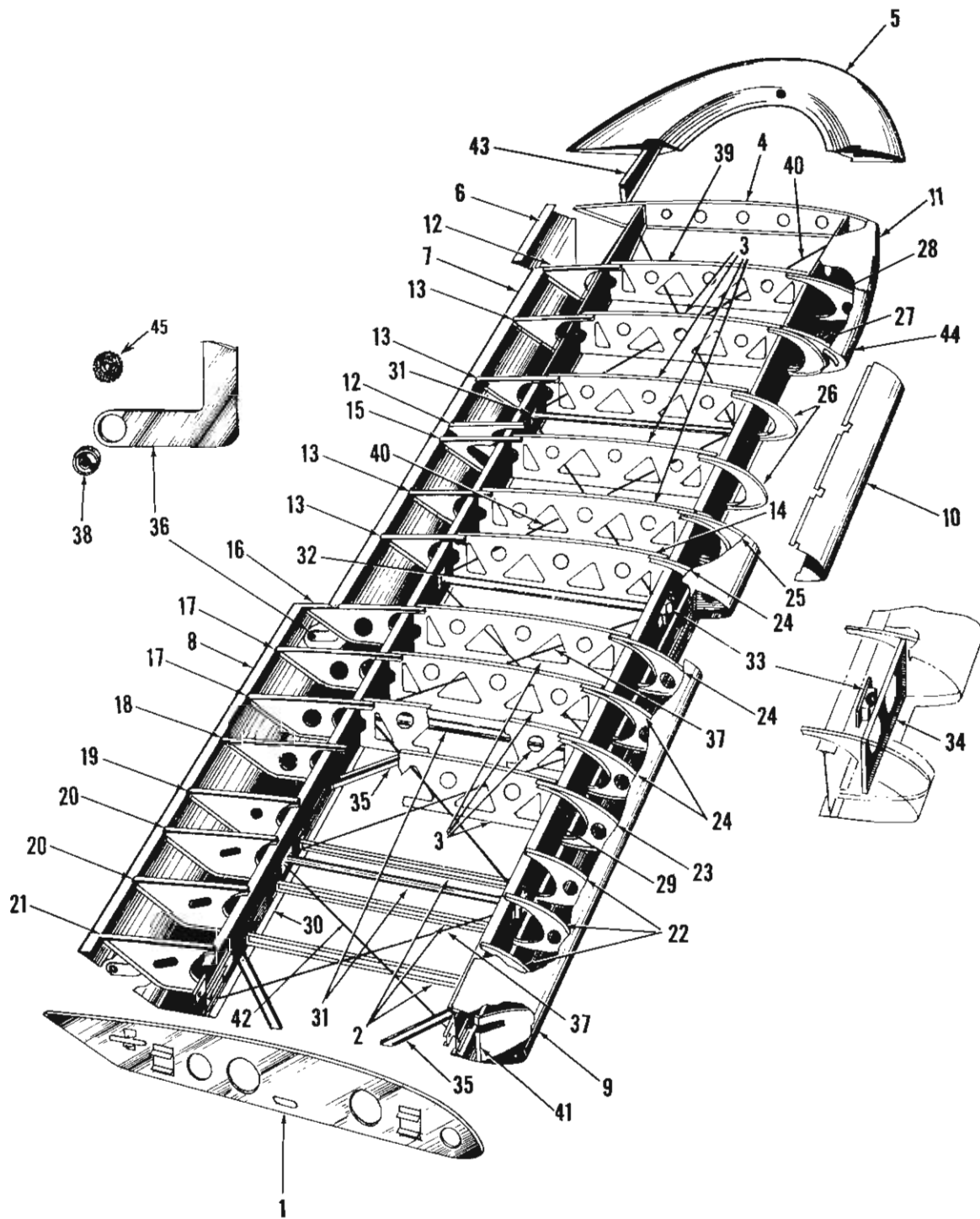


Figure 4—1946-47-48 Wing Frame Assembly--Left



STINSON DIVISION UNIVAIR AIRCRAFT CORPORATION



FIGURE & ITEM NO.	PART NUMBER	PART NAME	NO. REQ'D	MODEL
3-34	108-1142500 ^{oo}	Bellcrank Assy.-Wing Flap Control	2	47-48
3-35	CS-1255	Bearing	8	46-7-8
3-37	108-1141506	Cable Assy.-Wing Flap Control	2	46-7-8
3-38		AN-23-11 Bolt	1	46-7-8
		AN-320-3 Nut	1	46-7-8
		AN-380-2-3 Cotter Pin	1	46-7-8
3-39	108-8441000	Spring-Flap Return	2	46-7-8
3-40	108-3032526	Bracket Assy.-Antenna-Wing Tip	2	48
3-41	108-1122133-2	Vent,-fuel tank	2	48
3-42	108-1122134	Gasket,-fuel tank vent	2	48
3-43	108-1101014	Cover,-inspection (at rear of fuel tank strap)	4	46-7-8
3-44	108-1101013	Frame,-inspection cover (at rear of fuel tank strap)	4	46-7-8
3-45	108-1121120	Head,-fuel tank strap	4	46-7-8
3-46	108-1121121	Clip, fuel tank strap	4	46-7-8
3-47	108-8311000	Bolt,-fuel tank strap	4	46-7-8
3-48	AN 940-316	Washer,-fuel tank strap	4	46-7-8
3-49	AN 315-3R	Nut, fuel tank strap	8	46-7-8
3-50	108-1121109	Cap, fuel tank	1	46-7-8

Figure 4-1946-47-48 Wing Frame Assembly-Left

Fig 4	108-1111000-1	Frame Assy.-LH Wing	1	46-47
Fig 4	108-1111000-2	Frame Assy.-LH Wing	1	48
4-1	108-1111038-0*	Rib Assy.-Wing Root-LH	1	46-47
4-1	108-1111038-1*	Rib Assy.-Wing Root-RH	1	46-47
4-1	108-1111038-2**	Rib Assy.-Wing Root-LH	1	47
4-1	108-1111038-3**	Rib Assy.-Wing Root-RH	1	47
4-1	108-1111038-4	Rib Assy.-Wing Root-LH	1	48
4-1	108-1111038-5	Rib Assy.-Wing Root-RH	1	48
4-2	108-1111009//	Rib-Wing Sta. 12.88 thru 33.50	6	46-7-8
4-3	108-1111010	Rib-Wing	16	46-7-8
4-4	108-1111032-0	Rib-Wing Sta. 170.19-Tip LH	1	46-7-8
4-4	108-1111032-1	Rib-Wing Sta. 170.19-Tip RH	1	46-7-8
4-5	108-1111050-0	Tip Assy.-Wing-LH	1	46-7-8
4-5	108-1111050-1	Tip Assy.-Wing-RH	1	46-7-8
4-6	108-1111047-0	Edge-Wing Sta. 156.00-170.19 Trailing-LH	1	46-7-8
4-6	108-1111047-1	Edge-Wing Sta. 156.00-170.19 Trailing-RH	1	46-7-8
4-7	108-1111046-0	Edge Assy.-Wing Outboard Trailing-LH	1	46-7-8
4-7	108-1111046-1	Edge Assy.-Wing Outboard Trailing-RH	1	46-7-8
4-8	108-1111045-0	Edge Assy.-Wing Inboard Trailing-LH	1	46-47
4-8	108-1111045-1	Edge Assy.-Wing Inboard Trailing-RH	1	46-47
4-8	108-1111045-2	Edge Assy.-Wing Inboard Trailing-LH	1	48
4-8	108-1111045-3	Edge Assy.-Wing Inboard Trailing-RH	1	48
4-9	108-1111043-6	Skin Assy.-LH Wing Leading Edge-Landing Lights	1	46-47
4-9	108-1111043-10	Skin Assy.-LH Wing Leading Edge-Landing Lights	1	48
4-10	108-1111040-6	Leading Edge Skin-Sta. 104.31 through 143.81-LH	1	46-7-8
4-10	108-1111040-7	Leading Edge Skin-Sta. 104.31 through 143.81-RH	1	46-7-8
4-11	108-1111041-10	Skin-Leading Edge-Outboard LH	1	46-7-8
4-11	108-1111041-11	Skin-Leading Edge-Outboard RH	1	46-7-8
4-12	108-1111021-0	Hanger Assy.-Wing Trailing Edge Sta. 116.875 & 155.875-LH	2	46-7-8
4-12	108-1111021-1	Hanger Assy.-Wing Trailing Edge Sta. 116.875 & 155.875-RH	2	46-7-8

^{oo} For Airplanes Serial 108-2110 and Up

* For Airplanes Serial 108-1 through 108-2572

** For Airplanes Serial 108-2573 through 108-3000

// Six each used per plane on Serial 108-1 through 108-3000 and
Eight per plane on Serial 108-3001 and Up



STINSON DIVISION UNIVAIR AIRCRAFT CORPORATION



10

FIGURE & ITEM NO.	PART NUMBER	PART NAME	NO. REQ'D	MODEL
4-13	108-1111013	Former Wing Trailing Edge	8	46-7-8
4-14	108-1111123	Rib-Wing-Sta. 94.00	2	46-7-8
4-15	108-1111108	Former-Wing Trailing Edge Sta. 113.50	2	46-7-8
4-16	108-1111028-400	Hanger Assy.-Wing Trailing Edge Sta. 77.875-LH	1	46-7-8
4-16	108-1111028-401	Hanger Assy.-Wing Trailing Edge-Sta. 77.875-RH	1	46-7-8
4-17	108-1111008-6	Former-Wing Trailing Edge	4	46-7-8
4-18	108-1111011-400	Hanger Assy.-Wing Trailing Edge Sta. 46.00-LH	1	46-47
4-18	108-1111011-401	Hanger Assy.-Wing Trailing Edge-Sta. 46.00-RH	1	46-47
4-18	108-1112149-1	Hanger Assy.-Wing Trailing Edge-Sta. 46.00-LH	1	48
4-18	108-1112149-0	Hanger Assy.-Wing Trailing Edge-Sta. 46.00-RH	1	48
4-19	108-1111107	Former-Wing Trailing Edge Sta. 33.50	2	46-7-8
4-20	108-1111029-6	Former-Wing Trailing Edge	4	46-7-8
4-21	108-1111012-0*	Hanger Assy.-Wing Trailing Edge Sta. 1.625-LH	1	46-7-8
4-21	108-1111012-1	Hanger Assy.-Wing Trailing Edge Sta. 1.625-RH	1	46-7-8
4-21	108-1111012-2**	Hanger Assy.-Wing Trailing Edge-Sta. 1.625-LH	1	46-7-8
4-22	108-1111020-6	Former-Wing Leading Edge Sta. 12.88-35.50 & 104.31	6	46-7-8
4-23	108-1111110	Former-Wing Leading Edge Sta. 46.00	1	46-7-8
4-24	108-1111016	Former-Wing Leading Edge Sta. 43.875-94.00 & 143.81	4	46-7-8
4-25	108-1111072	Former Assy.-Wing Leading Edge	1	46-7-8
4-26	108-1111017	Former-Wing Leading Edge Sta. 104.31 through 130.56	4	46-7-8
4-27	108-1111073	Former Assy.-Wing Leading Edge	1	46-7-8
4-28	108-1111015	Former-Wing Leading Edge Sta. 156.00	2	46-7-8
4-29	108-1111002-2	Spar Assy.-Wing Front-LH	1	46-47
4-29	108-1111002-3	Spar Assy.-Wing Front-RH	1	46-47
4-29	108-1112146-0	Spar Assy.-Wing Front-LH	1	48
4-29	108-1112146-1	Spar Assy.-Wing Front-RH	1	48
4-30	108-1111060-2/	Spar Assy.-Wing Rear-LH	1	46-47
4-30	108-1111060-3/	Spar Assy.-Wing Rear-RH	1	46-47
4-30	108-1111060-4°	Spar Assy.-Wing Rear-LH	1	47
4-30	108-1111060-5°	Spar Assy.-Wing Rear-RH	1	47
4-30	108-1112147-0	Spar Assy.-Wing Rear-LH	1	48
4-30	108-1112147-1	Spar Assy.-Wing Rear-RH	1	48
4-31	108-1111109-6	Tube-Wing Brace	6	46-47
4-31	108-1111109-8	Tube-Wing Brace	6	48
4-32	108-1111025-0	Tube Assy.-Wing Compression	2	46-47
4-32	108-1111025-1	Tube Assy.-Wing Compression	2	48
4-33	108-1111049-6	Block-Wing Dragwire Spar-Sta. 87.188-LH	2	46-7-8
4-33	108-1111049-7	Block-Wing Dragwire Spar-Sta. 87.188-RH	2	46-7-8
4-34	108-1111083	Support-Landing Lights	1	46-7-8
4-35	108-1111106	Brace-Wing Sta. 0.00 & 46.00 Rib	8	46-7-8
4-36	108-1111034-1	Hanger Assy.-Flap & Aileron Hinge (Includes Item 38)	10	46-7-8
4-37	108-1111054-6	Dragwire-Wing-41.50" Long	10	46-7-8
4-38	CS-2170	Bearing (25704-00)	10	46-7-8
4-39	108-1111124	Rib-Wing-Sta. 155.875	2	46-7-8
4-40	108-1111054*7	Dragwire-Wing-51.00" Long	8	46-7-8

* For Airplanes Serial 108-1 through 108-2509

** For Airplanes 108-2510 and Up

/ For Airplanes Serial 108-1 through 108-3109

° For Airplanes Serial 108-3110 through 108-3500



STINSON DIVISION UNIVAIR AIRCRAFT CORPORATION



FIGURE & ITEM NO.	PART NUMBER	PART NAME	NO. REQ'D	MODEL
4-41	108-1111104-6	Bulkhead-Cabin Ventilator Air Intake Wing-LH	1	46-7-8
4-41	108-1111104-7	Bulkhead-Cabin Ventilator Air Intake Wing-RH	1	46-7-8
4-42	108-1111054-8	Dragwire-Wing-41.50" Long	2	46-47
4-42	108-1111054-10	Dragwire-Wing-41.75" Long	2	48
4-43	108-1111122	Rib-Spar Tip-Wing	2	46-7-8
4-44	108-1111041-8	Skin-Leading Edge-Inboard-LH	1	46-7-8
4-44	108-1111041-9	Skin-Leading Edge-Inboard-RH	1	46-7-8
4-45	108-80001001	Felt Seal (2 req. per hanger)	12	46-7-8

Figure 5—1946-47-48 Wing Frame Assembly—Right (Same as left except as shown)

Fig 5	108-1111001-1	Frame Assy.-RH Wing	1	46-47
Fig 5	108-1111001-2	Frame Assy.-R.H. Wing	1	48
5-1	108-1111043-7	Skin-Wing Leading Edge-Root Rib to Sta. 104.31-RH	1	46-47
5-1	108-1111043-11	Skin-Wing Leading Edge-Root Rib to Sta. 104.31-RH	1	48
5-2	108-1111016	Former-Wing Leading Edge-Sta. 43.875-94.00 & 143.81	5	46-7-8
5-3	108-1111073	Former-Wing Leading Edge	1	46-7-8
5-4	108-1111072	Former-Wing Leading Edge	1	46-7-8

Figure 6—1946-47-48 Front and Rear Wing Spars

6-1	108-1112078-400	Fitting Assy.-Wing Rear Spar-Fwd.-LH	1	46-47
6-1	108-1112078-401	Fitting Assy.-Wing Rear Spar-Fwd.-RH	1	46-47
6-1	108-1112078-404	Fitting Assy.-Wing Rear Spar-Fwd-LH	1	48
6-1	108-1112078-405	Fitting Assy.-Wing Rear Spar-Fwd-RH	1	48
6-2	108-1112079-0	Fitting Assy.-Wing Rear Spar-Aft-LH	1	46-47
6-3		AN-4-16A Bolt	2	46-7-8
		AN-365-428 Nut	2	46-7-8
		AN-916A-416 Washer	2	46-7-8
6-2	108-1112079-1	Fitting Assy.-Wing Rear Spar-Aft-RH	1	46-47
6-2	108-1112151-0	Fitting Assy.-Wing Rear Spar-Aft-LH	1	48
6-2	108-1112151-1	Fitting Assy.-Wing Rear Spar-Aft-RH	1	48
6-4	108-1141501-0*	Support Assy.-Wing Flap Bellcrank-LH	1	46-47
6-4	108-1141501-1*	Support Assy.-Wing Flap Bellcrank-RH	1	46-47
6-4	108-1141501-2#	Support Assy.-Wing Flap Bellcrank-LH	1	47-48
6-4	108-1141501-3#	Support Assy.-Wing Flap Bellcrank-RH	1	47-48
6-5	108-1111064-0 §	Bracket Assy.-Wing Rear Spar-Lift Strut-Aft-LH	1	46-7-8
6-5	108-1111064-1 §	Bracket Assy.-Wing Rear Spar-Lift Strut-Aft-RH	1	46-7-8
6-6	108-1111065-0 †	Bracket Assy.-Wing Rear Spar-Lift Strut-Fwd.-LH	1	46-7-8
6-6	108-1111065-1 †	Bracket Assy.-Wing Rear Spar-Lift Strut-Fwd.-RH	1	46-7-8
6-7	108-1111098-0	Bracket-Wing Aileron Pulley-LH	1	46-7-8
6-7	108-1111098-1	Bracket-Wing Aileron Pulley-RH	1	46-7-8
6-8	108-1111069	Bracket-Wing Aileron Bellcrank	2	46-47
6-8	108-1112069-6	Bracket-Wing Aileron Bellcrank-LH	1	48
6-8	108-1112069-7	Bracket-Wing Aileron Bellcrank-RH	1	48

* For Airplanes Serial 108-1 through 108-3109

For Airplanes Serial 108-3110 and Up

§ Used on airplanes serial numbers 108-1 thru 108-3500. For airplanes 108-3501 and up, use part number 108-1111065.

† Two required on airplanes serial number 108-3501 and up.

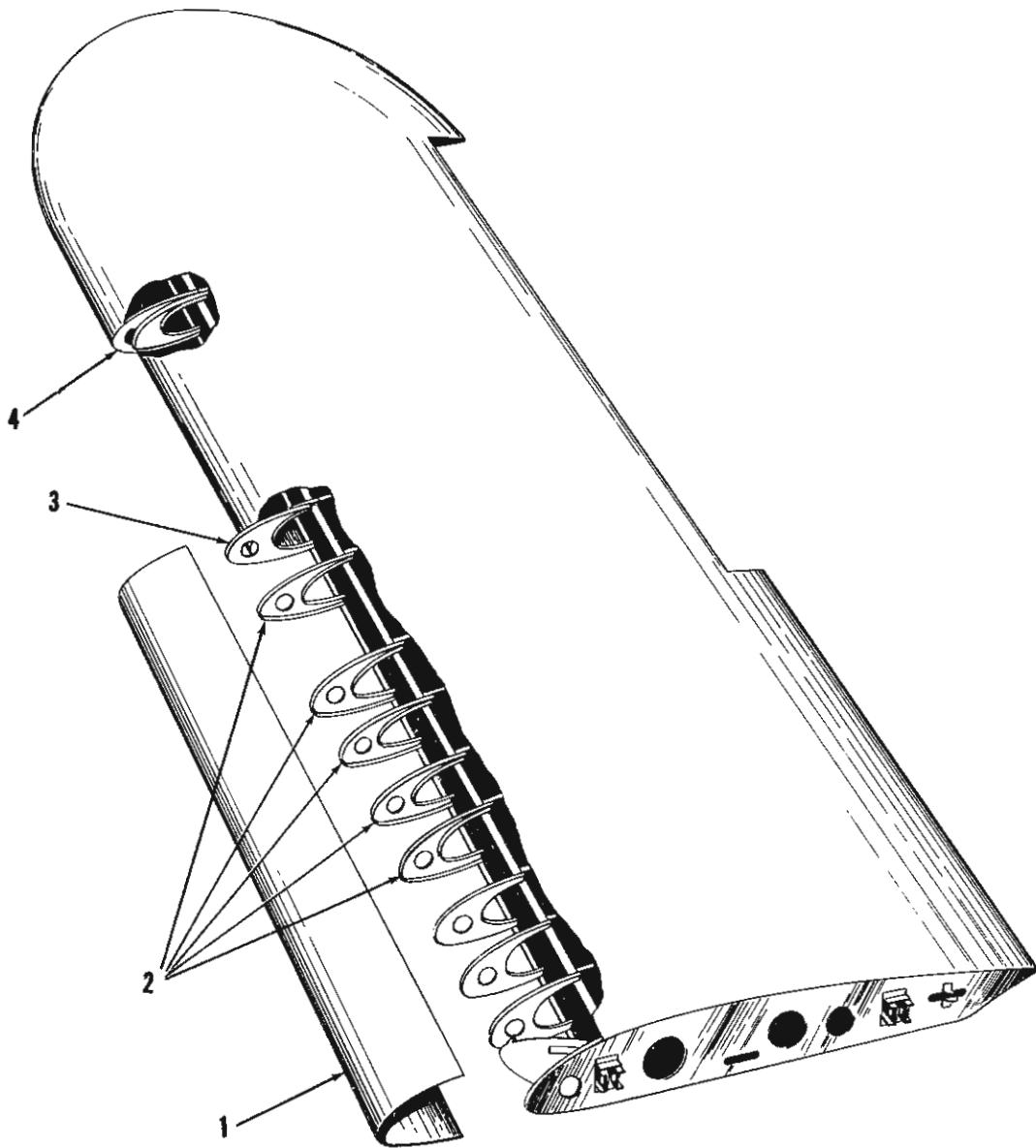


Figure 5—1946-47-48 Wing Frame Assembly—Right (Same as left except as shown)



**STINSON DIVISION
UNIVAIR AIRCRAFT CORPORATION**

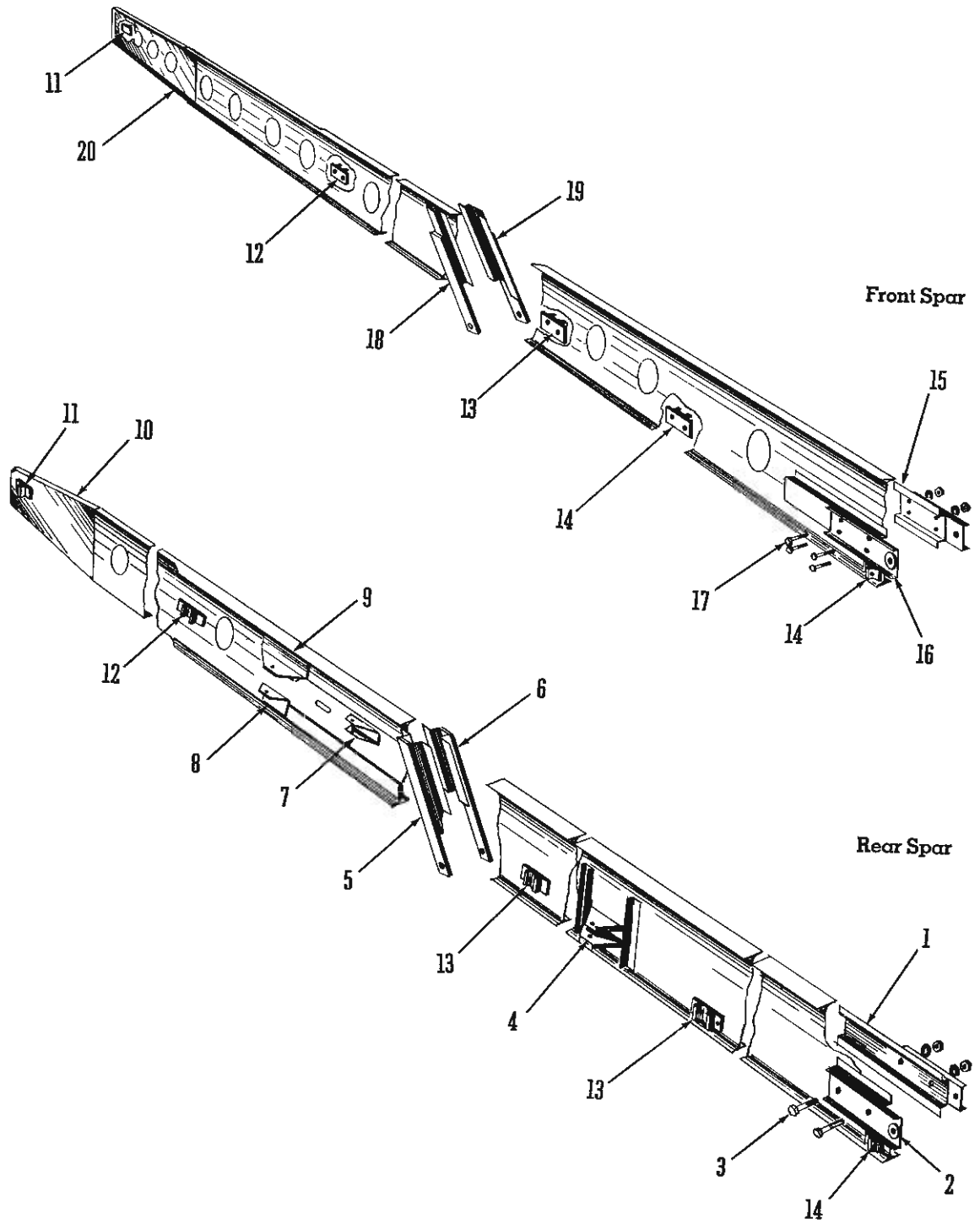


Figure 6-1946-47-48 Front and Rear Wing Spars



STINSON DIVISION UNIVAIR AIRCRAFT CORPORATION



FIGURE & ITEM NO.	PART NUMBER	PART NAME	NO. REQ'D	MODEL
6-9	108-1111103-6	Bracket-Wing Aileron Bellcrank-Upper-LH	1	46-7-8
6-9	108-1111103-7	Bracket-Wing Aileron Bellcrank-Upper-RH	1	46-7-8
6-10	108-1111061-6	Tip-Wing Rear Spar-LH	1	46-47
6-10	108-1111061-7	Tip-Wing Rear Spar-RH	1	46-47
6-10	108-1111061-8	Tip-Wing Rear Spar-LH	1	48
6-10	108-1111061-9	Tip-Wing Rear Spar-RH	1	48
6-11	108-1111051-6	Block-Wing Sta. 169.97 Dragwire Spar-LH	2	46-7-8
6-11	108-1111051-7	Block-Wing Sta. 169.97 Dragwire Spar-RH	2	46-7-8
6-12	108-1111063-6	Block-Wing Sta. 128.84 Dragwire Spar-LH	2	46-7-8
6-12	108-1111063-7	Block-Wing Sta. 128.84 Dragwire Spar-RH	2	46-7-8
6-13	108-1111003-8	Block-Wing Sta. 58.71 and 29.67 Dragwire-Spar-LH	4	46-7-8
6-13	108-1111003-9	Block-Wing Sta. 58.71 and 29.67 Dragwire-Spar-RH	4	46-7-8
6-14	108-1111074-8	Block-Wing Sta. 1.25 Dragwire Spar-LH	2	46-7-8
6-14	108-1111074-9	Block-Wing Sta. 1.25 Dragwire Spar-RH	2	46-7-8
6-15	108-1111076-400	Fitting Assy.-Wing Front Spar-Fwd.-LH	1	46-7-8
6-15	108-1111076-401	Fitting Assy.-Wing Front Spar-Fwd.-RH	1	46-7-8
6-16	108-1112004	Fitting Assy.-Wing Front Spar Aft.	2	46-47
6-16	108-1112150	Fitting Assy.-Wing Front Spar Aft.	2	48
6-17		AN-4-17A Bolt	4	46-7-8
		AN-365-428 Nut	4	46-7-8
		AN-960-A416 Washer	8	46-7-8
6-18	108-1111056-0*	Bracket Assy.-Wing Front Spar-Lift Strut-Aft-LH	1	46-7-8
6-18	108-1111056-1*	Bracket Assy.-Wing Front Spar-Lift Strut-Aft-RH	1	46-7-8
6-19	108-1111057-0**	Bracket Assy.-Wing Front Spar-Lift Strut-Fwd-LH	1	46-47
6-19	108-1111057-1**	Bracket Assy.-Wing Front Spar-Lift Strut-Fwd-RH	1	46-47
6-20	108-1111006-6	Tip-Wing Front Spar-LH	1	46-7-8
6-20	108-1111006-7	Tip-Wing Front Spar-RH	1	46-7-8

Figure 7-1946-47-48 Empennage Installation (Less 1948 Rudder)

7-1	108-2611000		Rudder Assy.-(Includes Item 4)	1	46-47
7-18			AN-4-11A Bolt	2	46-47
			AN-4-12A Bolt	1	46-47
			AN-365-428 Nut	3	46-47
			108-8001001 Seal-Bearing	6	46-47
7-2	108-2661001		Bracket-Rudder Light	1	46-47
7-3	108-2611007		Rib-Rudder-Lower	1	46-47
7-4	2583	N	Rudder Arm	1	46-47
7-5	108-2611003		Fitting Assy.-Rudder-Lower (Includes Item 6)	1	46-47
7-6	CS-2170		Bearing (25704-00)	3	46-47
7-7	108-2611008-0		Horn Assy.-Rudder (Includes Item 6)	1	46-47
7-8	108-2611002		Fitting Assy.-Rudder-Upper (Includes Item 6)	1	46-47
7-9	108-2611005		Spar-Rudder Auxiliary	1	46-47
7-10	108-2611006		Rib-Rudder Tip	1	46-47

* Two required on Airplanes Serial 108-3501 and Up

** Used on Airplanes Serial 108-1 through 108-3500. For Airplanes 108-3501 and Up use Part 108-1111056



STINSON DIVISION UNIVAIR AIRCRAFT CORPORATION

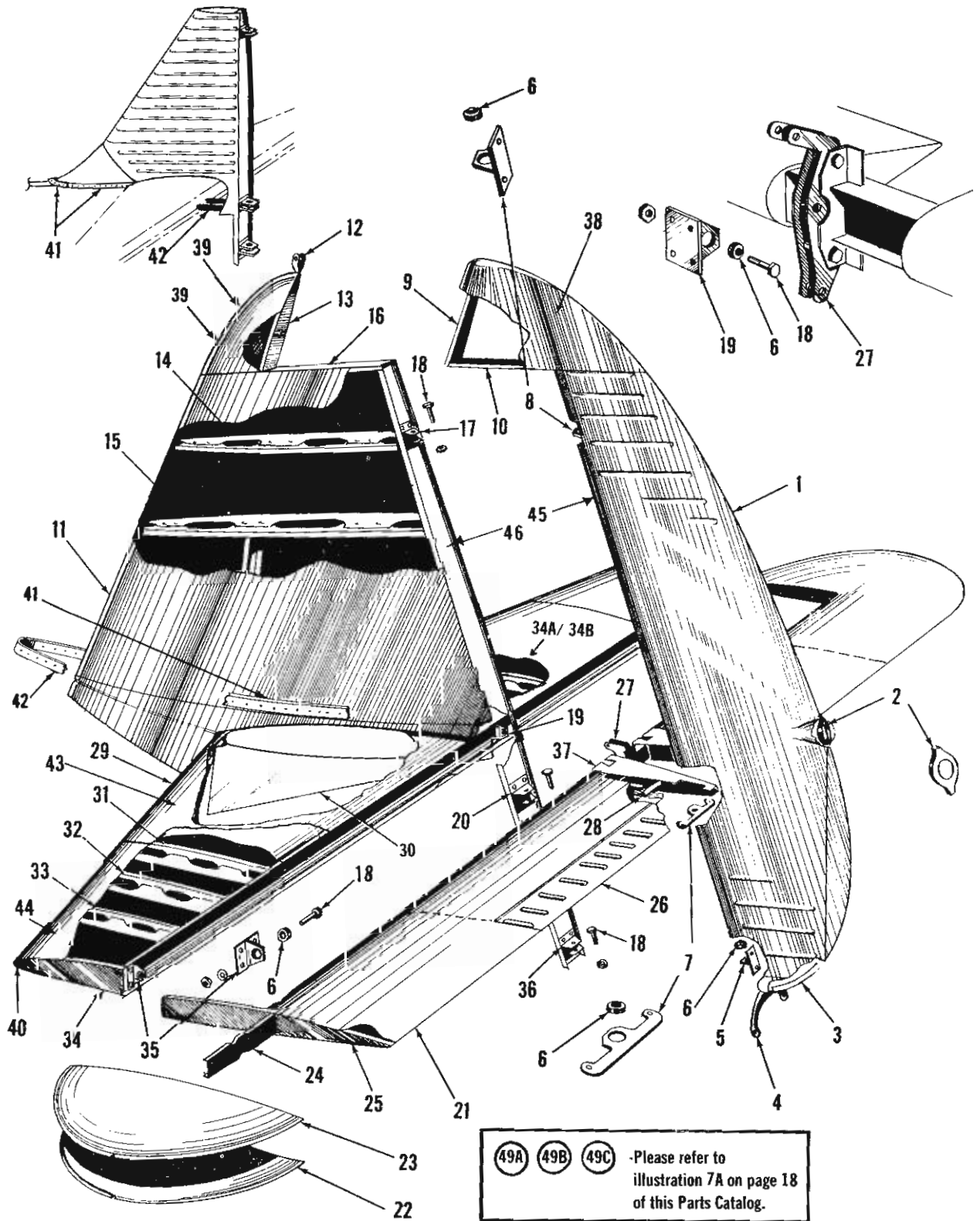


Figure 7-1946-47-48 Empennage Installation (Less 1948 Rudder)



STINSON DIVISION UNIVAIR AIRCRAFT CORPORATION



FIGURE & ITEM NO.	PART NUMBER	PART NAME	NO. REQ'D	MODEL
7-11	108-2311000	Stabilizer Assy.-Vertical	1	46-47
		AN-3-5A Bolt	8	46-47
		AN-365-1032 Nut	8	46-47
		AN-960-10 Washer	8	46-47
		AN-3-6A Bolt	4	46-47
		AN-365-428 Nut	4	46-47
		AN-960-416 Washer	4	46-47
7-11	108-2312050*	Stabilizer Assy.-Vertical	1	48
7-12	108-2311014	Mast Assy.-Antenna	1	46-47
7-13	108-2311008	Spar-Vertical Stabilizer-Auxiliary	1	46-47
7-14	108-2311002-6	Rib-Vertical Stabilizer-Sta. 55.35-LH Half	1	46-47
7-14	108-2311002-8	Rib-Vertical Stabilizer-Sta. 55.35-RH Half	1	46-47
7-15	108-2311003-6	Rib-Vertical Stabilizer-Sta. 47.35-LH Half	1	46-47
7-15	108-2311003-8	Rib-Vertical Stabilizer-Sta. 47.35-RH Half	1	46-47
7-16	108-2311001	Rib-Vertical Stabilizer-Sta. 63.35	1	46-47
7-17	108-2311011	Bracket-Vertical Stabilizer-Upper Hinge	2	46-47
7-18		AN-4-12A Bolt	5	46-7-8
		AN-365-428 Nut	5	46-7-8
		108-8001001 Seal-Bearing	6	46-7-8
7-19	108-2111012	Fitting Assy.-Horizontal Stabilizer-Center Hinge (Includes Item 6)	1	46-47
7-20	108-2611012	Fitting-Vertical Stabilizer Hinge	1	46-47
7-21	108-2201007-0	Elevator Assy.-LH (Includes Item 26)	1	46-7-8
7-21	108-2201007-1	Elevator Assy.-RH	1	46-7-8
7-22	108-2201007-12	Skin-Tip-Elevator-Lower-LH	1	46-7-8
7-22	108-2201007-13	Skin-Tip-Elevator-Lower-RH	1	46-7-8
7-23	108-2201007-10	Skin-Tip-Elevator-Upper-LH	1	46-7-8
7-23	108-2201007-11	Skin-Tip-Elevator-Upper-RH	1	46-7-8
7-24	108-2201007-24	Rib-Tip-Elevator	2	46-7-8
7-25	108-2201007-22	Rib-Outboard-Elevator-LH	1	46-7-8
7-25	108-2201007-23	Rib-Outboard-Elevator-RH	1	46-7-8
7-26	108-2201001-0	Tab Assy.-Elevator Trim	1	46-47
7-26	108-2201001-2	Tab Assy.-Elevator Trim	1	48
7-27	108-2201006	Horn-Elevator	2	46-7-8
7-28	108-2201005	Stud-Tab Control Elevator Support	1	46-7-8
7-29	108-2111000	Stabilizer Assy.-Horizontal	1	46-47
		AN-4-20A Bolt	2	46-47
		AN-365-428 Nut	2	46-47
		AN-960-416 Washer	2	46-47
		AN-24-8A Bolt	4	46-47
		AN-364-428 Nut	4	46-47
7-29	108-2111020	Stabilizer Assy.-Horizontal	1	48
		AN 420A Bolt	2	48
		AN 365-428 Nut	2	48
		AN 960-416 Washer	6	48
		AN 24-14 Bolt	2	48
		AN 24-19A Bolt	2	48
		AN 364-428 Nut	4	48
7-30	108-3001445-0	Plate-Fuselage Horizontal Stabilizer Fairing-LH	1	46-47
7-30	108-3001445-1	Plate-Fuselage Horizontal Stabilizer Fairing-RH	1	46-47

* Attaching Parts Same As 46-47



STINSON DIVISION UNIVAIR AIRCRAFT CORPORATION



FIGURE & ITEM NO.	PART NUMBER	PART NAME	NO. REQ'D	MODEL
7-31	108-2111005-6	Rib-Horizontal Stabilizer-Sta. 28.00 & 27.50 Inboard Half	2	46-47
7-31	108-2111005-8	Rib-Horizontal Stabilizer-Sta. 28.00 & 27.50-Outboard Half	2	46-47
7-31	108-2111025	Rib-Horizontal Stabilizer-Sta. 28.00	2	48
7-32	108-2111006-6	Rib-Horizontal Stabilizer-Sta. 35.00 & 34.62-Inboard Half	2	46-47
7-32	108-2111006-8	Rib-Horizontal Stabilizer-Sta. 35.00 & 34.62-Outboard Half	2	46-47
7-32	108-2111026	Rib-Horizontal Stabilizer-Sta. 35.00	2	48
7-33	108-2111007-6	Rib-Horizontal Stabilizer-Sta. 42.50 & 42.30-Inboard Half	2	46-47
7-33	108-2111007-8	Rib-Horizontal Stabilizer-Sta. 42.50 & 42.30-Outboard Half	2	46-47
7-33	108-2111027	Rib-Horizontal Stabilizer-Sta. 42.50	2	48
7-34	108-2111008	Rib-Horizontal Stabilizer-Sta. 52.69	2	46-7-8
7-34A	108-2111001-6	Rib-Horizontal Stabilizer-Sta. 3.44, LH, Inboard	1	46-7-8
7-34B	108-2111001-7	Rib-Horizontal Stabilizer, Sta. 3.44, RH, Inboard	1	46-7-8
7-35	108-2111011	Fitting Assy.-Horizontal Stabilizer-Outboard Hinge (Includes Item 6)	2	46-7-8
7-36	108-2311013	Bracket-Vertical Stabilizer-Lower Hinge	2	46-7-8
7-37	108-2201012	Cover Assy.-Elevator Tab Mechanism	1	46-7-8
7-38	108-2611000-8	Skin-Rudder-Top-LH	1	46-47
7-38	108-2611000-9	Skin-Rudder-Top-RH	1	46-47
7-39	108-2311000-407	Tip Assy.-Vertical Stabilizer	1	46-47
7-40	108-2111000-34	Strip-Stabilizer Leading Edge	2	46-47
7-41	108-2311017*	Band-Fabric Trim-Exterior	1	47
7-41	108-2312019-6	Band-Side-Fabric Trim-LH	1	48
7-41	108-2312019-7	Band-Side-Fabric Trim-RH	1	48
7-41	108-2312018-6	Band-Leading Edge-Fabric Trim	1	48
7-43	108-2111020-8	Skin-Horizontal Stabilizer-Inboard-LH	1	48
7-43	108-2111020-14	Skin-Horizontal Stabilizer-Inboard-RH	1	48
7-44	108-2111020-6	Skin-Horizontal Stabilizer-Outboard-LH	1	48
7-44	108-2111020-12	Skin-Horizontal Stabilizer-Outboard-RH	1	48
7-45	108-2611000-10	Spar-Rudder	1	46-7
7-46	108-2311000-10	Spar-Vertical Stabilizer	1	46-7
		Note: Elevator Skins-The oldstyle, 2-piece skins are no longer available.		
		The following 1-piece skins have "V" shaped corrugations and replace the the original 2-piece skin.		
7-47	108-12908-2	Skin, Elev., LH, Upper	1	46-7-8
7-47	108-12908-4	Skin, Elev., LH, Lower	1	46-7-8
7-47	108-12908-3	Skin, Elev., RH, Upper	1	46-7-8
7-47	108-12908-5	Skin, Elev., RH, Lower	1	46-7-8
		Note: Rudder Skins-The following "U Dimple" corrugated skins are no longer available.		
		The following skins have "V" shaped corrugations and replace the above skins.		
7-48	108-U2611000-6	Skin, Rudder, LH	1	46-7
7-48	108-U2611000-7	Skin, Rudder, RH	1	46-7
7-49A	108-2611000-AL	Angle, Fairing-Upper LH	1	46-7
	108-2611000-AR	Angle, Fairing-Upper RH	1	46-7
7-49B	108-2611000-B	Angle, Fairing-Middle, LH or RH	2	46-7
7-49C	108-2611000-C	Angle, Fairing-Lower, LH or RH	2	46-7



STINSON DIVISION UNIVAIR AIRCRAFT CORPORATION



FIGURE & ITEM NO.	PART NUMBER	PART NAME	NO. REQ'D	MODEL
-------------------	-------------	-----------	-----------	-------

Figure 7A-1948 Rudder Installation

Fig. 7A	108-2602100	Rudder Assy.-(Includes Item 4)	1	48
7A-1	108-2602100-64	Tab Assy.-Rudder	1	48
7A-2	108-2602100-8	Skin-Rudder-Top-LH	1	48
7A-2	108-2602100-9	Skin-Rudder-Top-RH	1	48
7A-3	108-2661001	Bracket-Rudder Light	1	48
7A-4	2583	Rudder Arm	1	46-7-8
7A-5	108-2611003	Fitting Assy.-Rudder-Lower-(Includes Item 6)	1	46-7-8
7A-6	CS2170	Bearing [25704-00]	3	46-7-8
7A-7	108-2611008-2	Horn Assy.-Rudder-(Includes Item 6)	1	48
7A-8	108-2611002	Fitting Assy.-Rudder-Upper-(Includes Item 6)	1	46-7-8
7A-9	108-2602101-6	Spring-Rudder Trim Tab	1	48
7A-10	108-2602100-68	Housing-Rudder Light-LH	1	48
7A-10	108-2602100-69	Housing-Rudder Light-RH	1	48
7A-11	108-12905-2	Skin-Rudder, (1 piece skin), LH, "V" Corregation	1	48
7A-11	108-12905-3	Skin-Rudder, (1 piece skin), RH, "V" Corregation	1	48
7A-12	108-2602100-4	Spar-Rudder	1	48
7A-13	108-2602100-5	Angle, Fairing	2	48
7A-14	108-2602100-6	Angle, Fairing	2	48
7A-15	108-2602100-81	Angle, Fairing LH	1	48
7A-16	108-2602100-91	Angle, Fairing RH	1	48

* For Airplanes Serial 108-2125 through 108-3500

2 piece rudder skins for LH side not available-Use 108-12905-2. THIS SKIN HAS "V" SHAPED CORREGATIONS.

2 piece rudder skins for RH side not available-Use 108-12905-3. THIS SKIN HAS "V" SHAPED CORREGATIONS.

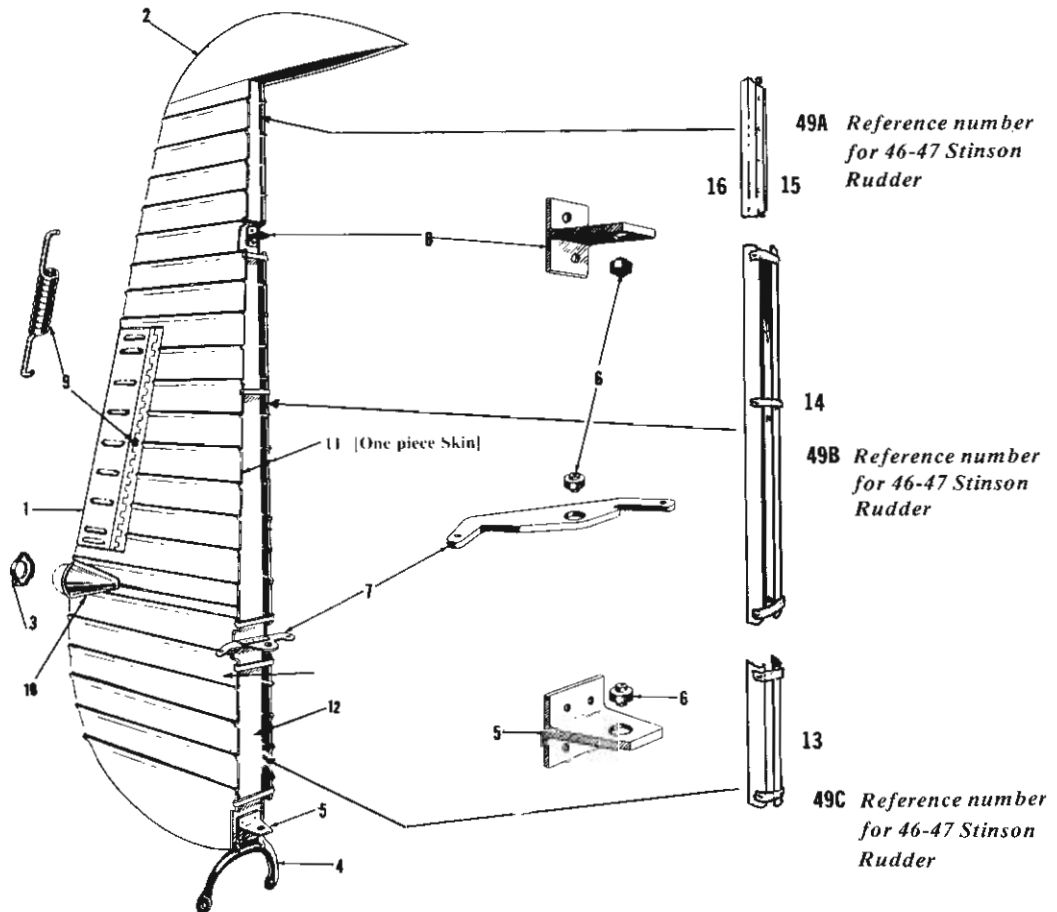


Figure 7A-1948 Rudder Installation



STINSON DIVISION UNIVAIR AIRCRAFT CORPORATION



FIGURE & ITEM NO.	PART NUMBER	PART NAME	NO. REQ'D	MODEL
7B-1	108-2312050	Stabilizer Assy.-Vertical	1	48
7B-1	108-2312050-34	Skin-Vertical Stabilizer-Lower-LH	1	48
7B-1	108-2312050-35	Skin-Vertical Stabilizer-Lower-RH	1	48
7B-2	108-2312050-20	Skin-Upper-Vertical Stabilizer-LH	1	48
7B-2	108-2312050-21	Skin-Vertical Stabilizer-Upper-RH	1	48
7B-3	108-2312050-52	Skin-Vertical Stabilizer-Dorsal-LH	1	48
7B-3	108-2312050-53	Skin-Vertical Stabilizer-Dorsal-RH	1	48
7B-4	108-2312050-34	Skin-Vertical Stabilizer-LH	1	48
7B-4	108-2312050-35	Skin-Vertical Stabilizer-RH	1	48
7B-5	108-2312050-16	Spar-Vertical Stabilizer-Rear	1	48
7B-6	108-2312050-22	Angle-Vertical Stabilizer-LH	1	48
7B-6	108-2312050-23	Angle-Vertical Stabilizer-RH	1	48
7B-7	108-2312050-40	Spar-Vertical Stabilizer-Front	1	48
7B-8	108-2312050-14	Rib-Vertical Stabilizer	1	48
7B-9	108-2312050-12	Rib-Vertical Stabilizer	1	48
7B-10	108-2312050-6	Rib-Vertical Stabilizer	1	48
7B-11	108-2312050-8	Rib-Vertical Stabilizer	1	48
7B-12	108-2312050-18	Fairing-Vertical Stabilizer	1	48
7B-13	108-2312050-42	Gusset-Vertical Stabilizer-LH	1	48
7B-13	108-2312050-43	Gusset-Vertical Stabilizer-RH	1	48
7B-14	108-2312050-32	Extrusion-Vertical Stabilizer-Rubber	2	48
7B-15	108-2312050-58	Gusset-Vertical Stabilizer	2	48
7B-16	108-2312050-36	Clip-Vertical Stabilizer-LH	1	48
7B-16	108-2312050-37	Clip-Vertical Stabilizer-RH	1	48
7B-17	108-3041624-6	Fairlead-Vertical Stabilizer	1	48
7B-18	108-2311015	Fairlead-Vertical Stabilizer	1	48
7B-19	108-2312050-50	Spacer-Vertical Stabilizer	1	48
7B-20	108-2312050-44	Spacer-Vertical Stabilizer	1	48
7B-21	108-2311017*	Band-Fabric Trim-Exterior	1	48
7B-21	108-2312018-6	Band-Fabric Trim-Leading Edge	1	48
7B-21	108-2312019-6	Band-Fabric Trim-Side-LH	1	48
7B-21	108-2312019-7	Band-Fabric Trim-Side-RH	1	48
7B-22	108-2312051	Bracket Assy.-Vertical Stabilizer-Attach.	1	48
7B-23	108-2611011	Bracket-Vertical Stabilizer-Upper Hinge	2	48
7B-24	108-2611012	Fitting Assembly-Vertical Stabilizer-Center Hinge	1	48
7B-25	108-2311013	Bracket-Vertical Stabilizer-Lower	2	48
7B-26		AN3-4A Bolt	4	48
7B-27	108-2312050-56	Angle-Vertical Stabilizer	2	48

* For Airplanes Serial 108-2125 thru 108-3500

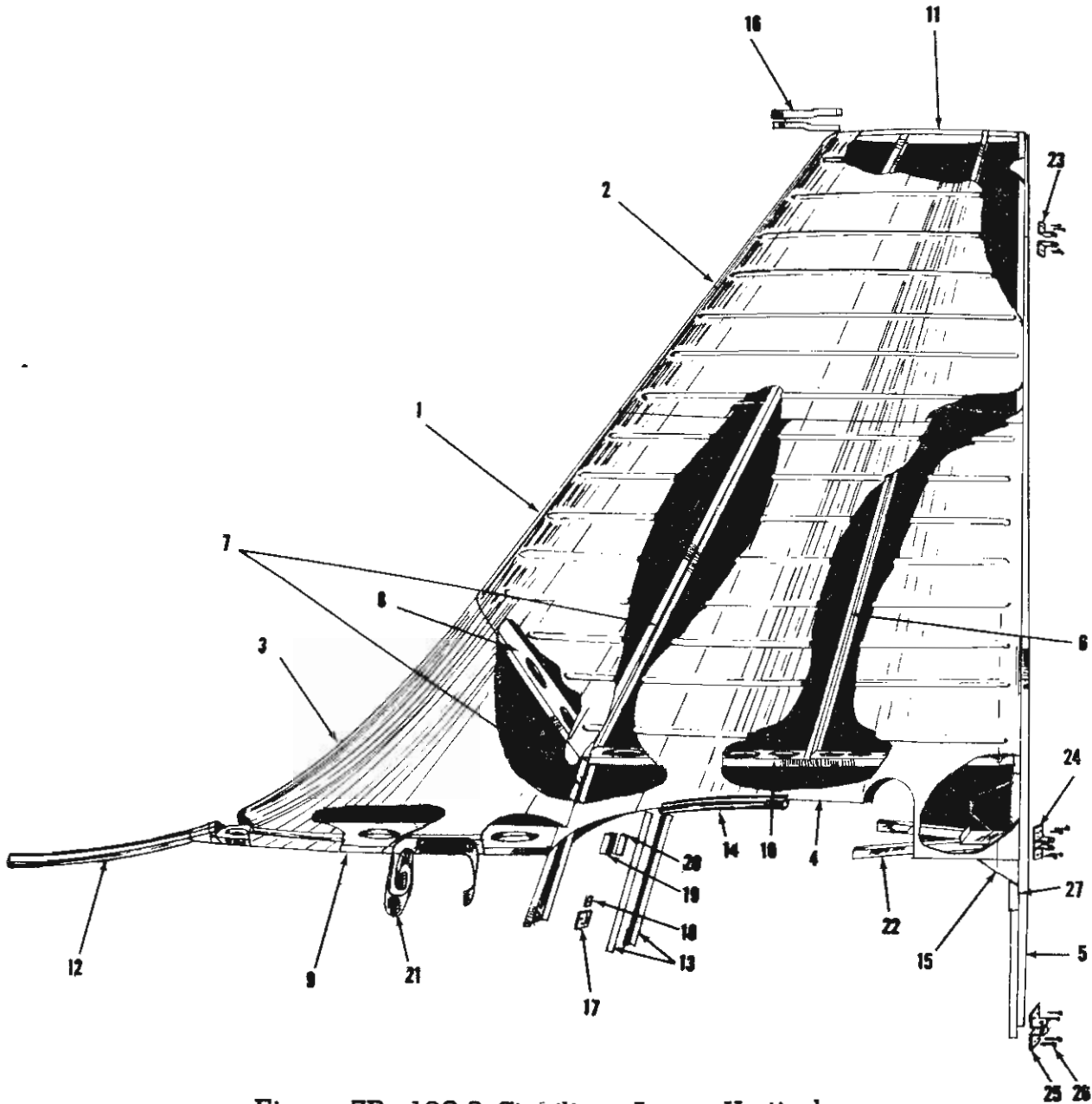


Figure 7B-108-3 Stabilizer Assy.—Vertical.



STINSON DIVISION UNIVAIR AIRCRAFT CORPORATION



FIGURE & ITEM NO.	PART NUMBER	PART NAME	NO. REQ'D	MODEL
Figure 8-1946-47-48 Elevator Tab Control-Tail Section				
8-1	108-3041605-0	Pulley Assy.-Elevator Tab Control	1	46-47
8-1	108-3041605-2	Pulley Assy.-Tab Control	1	48
8-18		AN-3-11A Bolt	2	46-7-8
		AN-365-1032 Nut	2	46-7-8
8-17		AN-3-10A Bolt	1	46-7-8
		AN-365-1032 Nut	1	46-7-8
8-2	108-3041607	Bracket-Rear Tab Control	1	46-7-8
8-3	108-2241606	Shaft Assy.-Elevator Tab Control	1	46-7-8
8-4	108-3041617	Bushing-Tab Control Rear	2	46-7-8
8-5	108-2241603	Housing Assy.-Elevator Tab Mechanism	1	46-7-8
8-6	108-2241610	Rod Assy.-Elevator Tab Mechanism	1	46-7-8
8-8	108-2241602	Casing Assy.-Elevator Tab Control	1	46-7-8
8-9	108-3041612	Pulley-Tab Control Rear	1	46-7-8
8-10	AN-500-A6-6	Screw	2	46-7-8
8-11	AN-380-4-6	Cotter Pin	1	46-7-8
8-12	108-3041606	Shaft-Elevator Tab Control	1	46-7-8
8-13	108-3041602-6	Arm Stop	1	46-7-8
8-13	108-3041602-8	Arm Stop	1	48
8-14	AN-316-4R	Check Nuts	4	46-7-8
8-15	108-3041615-0#	Cable Assy.-Tab Control	1	46-47
8-15	108-3041615-1°	Cable Assy.-Tab Control	1	47-48
8-16	108-2241608	Shaft Assy.-Elevator Trim Tab Control	1	46-7-8
8-7		AN-23-10 Bolt	1	46-7-8
		AN-320-3 Nut	1	46-7-8
		AN-960-10 Washer	1	46-7-8
		AN-380-2-2 Cotter Pin	1	46-7-8

Figure 8A-1948 Rudder Tab Control-Tail Section

8A-1	108-3041605-2	Pulley Assy.-Tab Control	1	48
		AN-3-11A Bolt	2	48
		AN-365-1032 Nut	4	48
8A-2	108-3041607	Bracket	1	48
8A-3	108-3041617	Bushing	2	48
8A-4	108-3041612	Pulley	1	48
8A-5	108-3041602-8	Arm Stop	1	48
8A-6	AN-380-4-6	Cotter Pin	1	48
8A-7	108-3041606	Shaft	1	48
8A-8	AN-316-4R	Check Nut	4	48
8A-9	AN-500A6-6	Screw	2	48
8A-10	108-3042426	Cable Assy.-Rudder Trim Tab Control	1	48
8A-11	108-3042430	Shaft Assy.-Rudder Trim Tab Control	1	48
8A-12	108-3042429	Rod Assy.-Rudder Tab Mechanism	1	48
8A-13	108-2241603	Housing Assy.-Elevator Tab Mechanism	1	48
8A-14	108-2241602	Casing Assy.-Elevator Tab Control	1	48
8A-15	108-3042428	Drive Shaft Assy.-Rudder Tab Control	1	48

For Airplanes Serial 108-1 through 108-2249

° For Airplanes Serial 108-2250 and Up

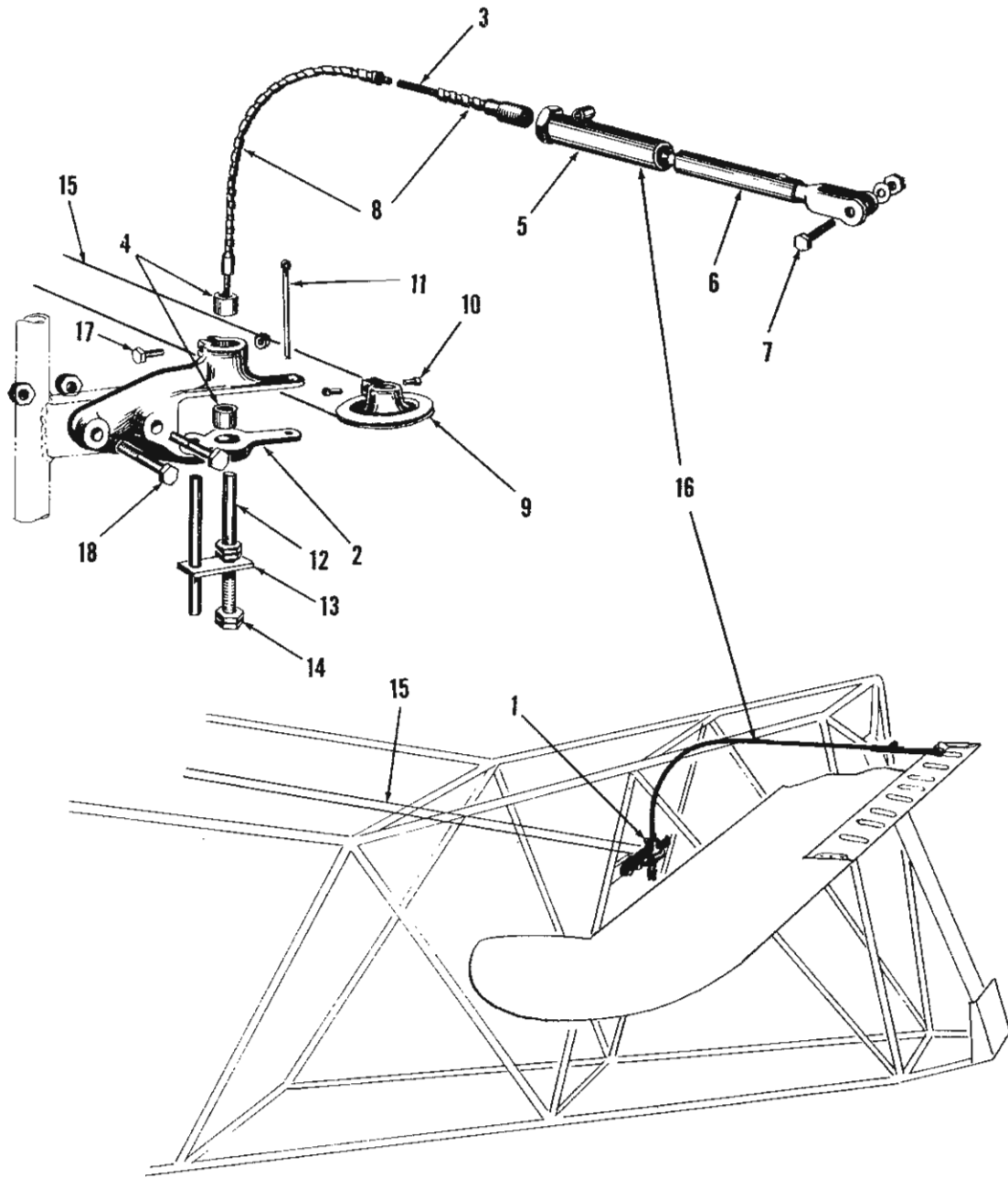


Figure 8-1946-47-48 Elevator Tab Control-Tail Section

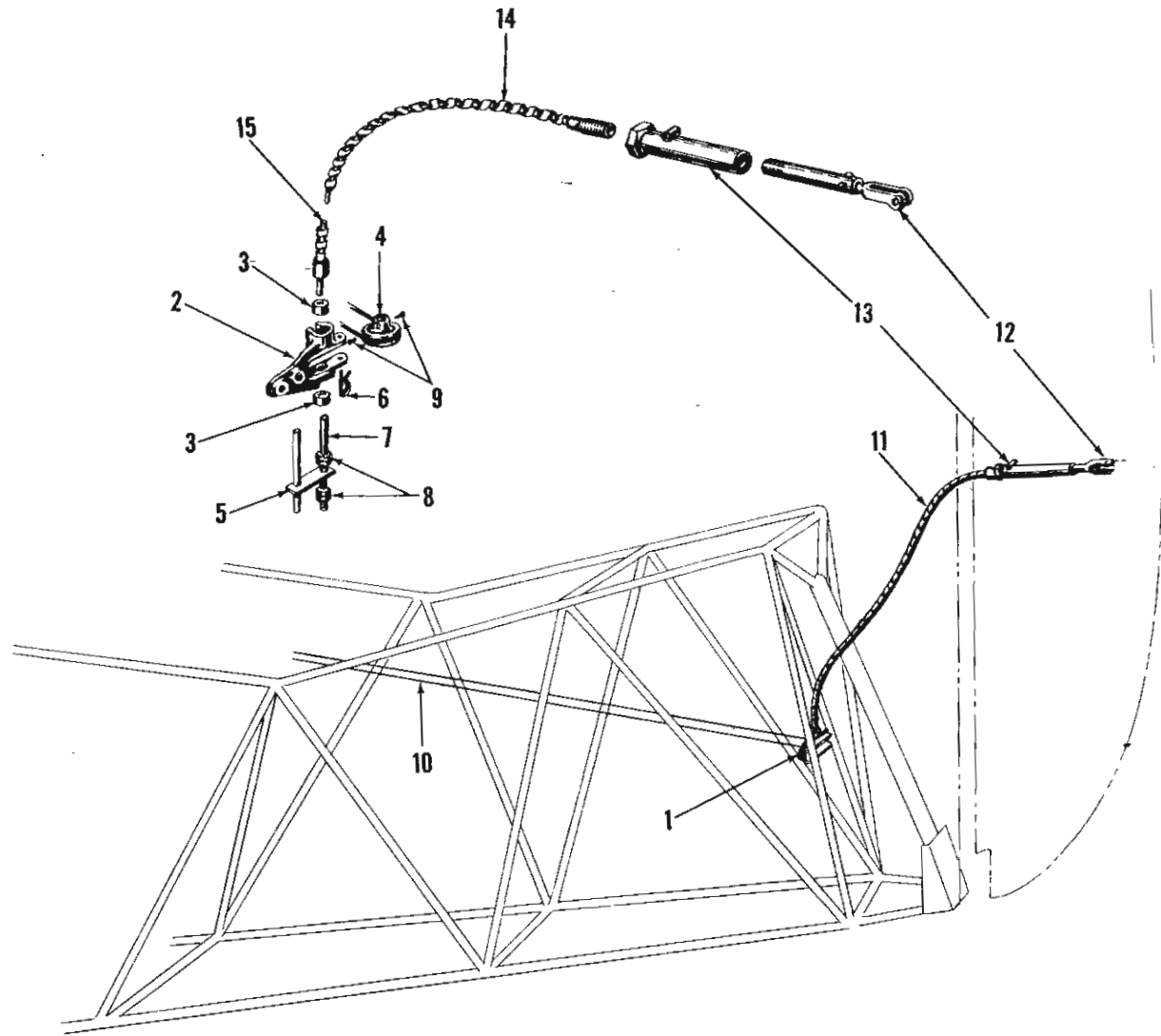


Figure 8A-1948 Rudder Tab Control-Tail Section

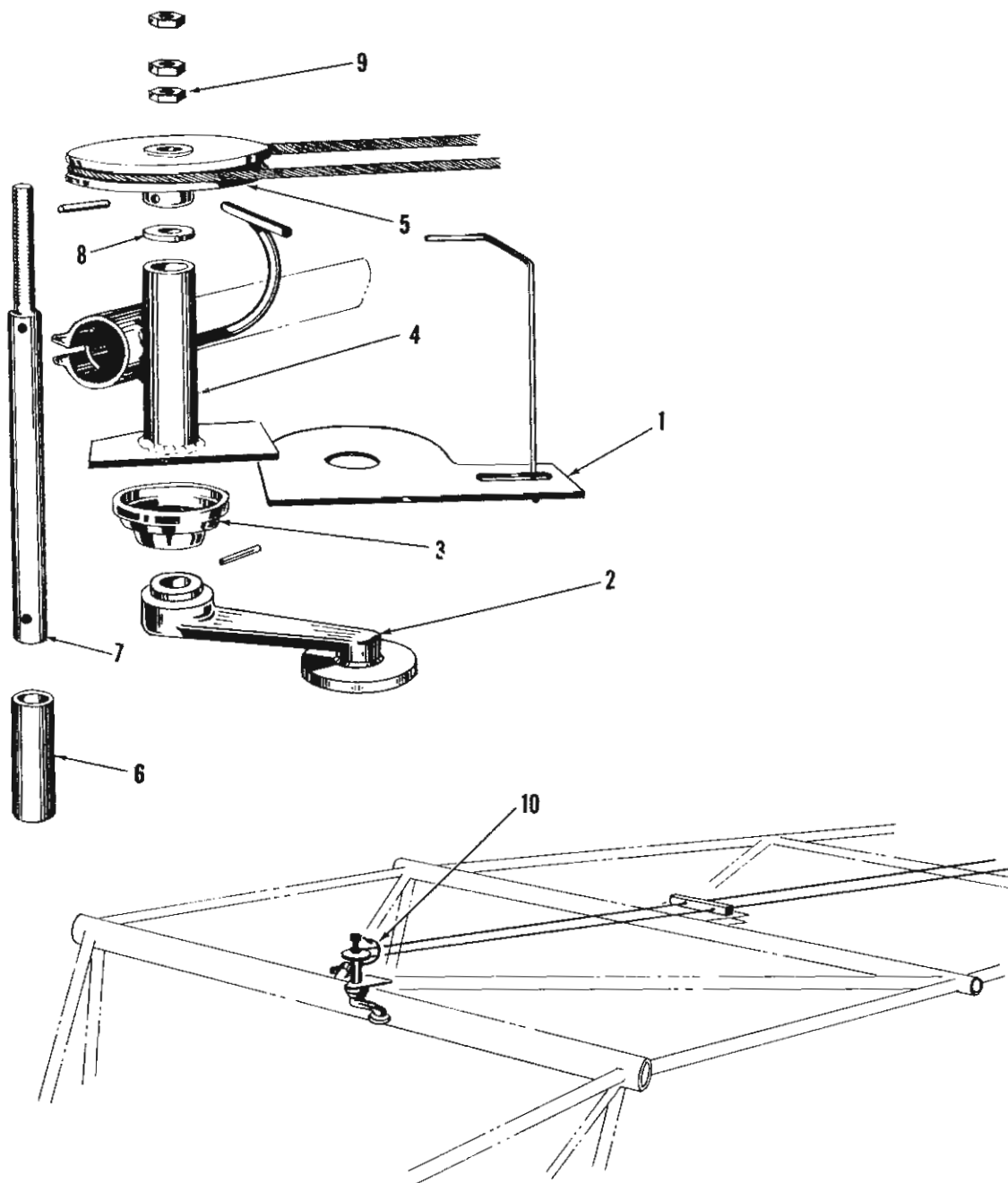
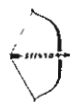


Figure 9-1946-47 Tab Control--Fuselage Section (Serial 108-1 through 108-2249)



STINSON DIVISION UNIVAIR AIRCRAFT CORPORATION



FIGURE & ITEM NO.	PART NUMBER	PART NAME	NO. REQ'D	MODEL
Figure 9-1946-47 Tab Control-Fuselage Section (Serial 108-1 through 108-2249)				
9-1	108-8741000	Placard-Tab Control	1	46
9-1	108-8742000	Placard-Tab Control	1	47
9-2	108-3042610	Arm Assy.-Elevator Tab Control Crank	1	46-47
9-3	108-8041000-1	Escutcheon-Tab Control Crank	1	46-47
9-4	108-3041608	Support Assy.-Elevator Tab Control-Front	1	46-47
9-5	108-3041601	Pulley-Elevator Tab Control-Front	1	46-47
9-6	108-3041603##	Bushing-Elevator Tab Control Shaft	1	46-47
9-7	108-3041604	Shaft-Elevator Tab Control	1	46-47
9-8	AN-960-616	Washer	1	46-47
9-9	AN-340-416	Nut	3	46-47
9-10	108-3041609	Pulley Assy.-Elevator Tab Control Front (Less Item 1, 2 and 3)	1	46-47

Obsoleted on Airplanes Serial 108-950 and Up

Figure 10- Rudder and Elevator Trim Controls (Serial 108-2250 and up)

	108-3042450	Complete Bungee Kit	1	46-7
10-1	108-3042460-2	Pulley Assy.-Elevator Tab and Rudder Trim Control-Front (Less Items 7,8,9 and 10)	1	47-48
10-2	108-3042424-6	Pulley	1	47-48
10-3	108-3042424-8	Pulley	1	47-48
10-4	108-3042459-0	Support Assy.-Elevator Tab and Rudder Trim Control	1	47
10-5	108-3042458-6	Shaft	1	47
10-6	108-3042457-6	Sleeve	1	47
10-7	108-8742200-6	Placard	1	47
10-8	108-8041000-1	Escutcheon	1	47
10-9	108-3042618-2	Arm Assy.-Elevator Tab Control Crank	1	47
10-10	108-3042456-8	Knob-Rudder Trim Control	1	47
10-11	108-3042622	Cable Assy.-Rudder Trim Driver	1	47
10-12	AN-210-1A	Pulley	2	47
10-13	108-3042614-6	Clamp Fitting-Cable-Rudder Trim	2	47
10-14	108-3042451-6	Clamp-Cable-Rudder Trim	4	47
10-15	108-3042620	Cable Assy.-Rudder Trim	2	47
10-16	108-3042453	Frame Assy.-Rudder Trim	1	47
10-17	108-3042461-0	Arm Assy.-Rudder Trim-LH	1	47
10-17	108-3042461-1	Arm Assy.-Rudder Trim-RH	1	47
10-18	108-3042452-6	Spindle	1	47
10-19	108-3042463-6	Pulley	1	47
10-20	108-3042462-6	Spring-Rudder Trim	2	47
10-21	108-3411000-74	Tube	1	46-7
10-22	108-3411060	Bracket	2	46-7

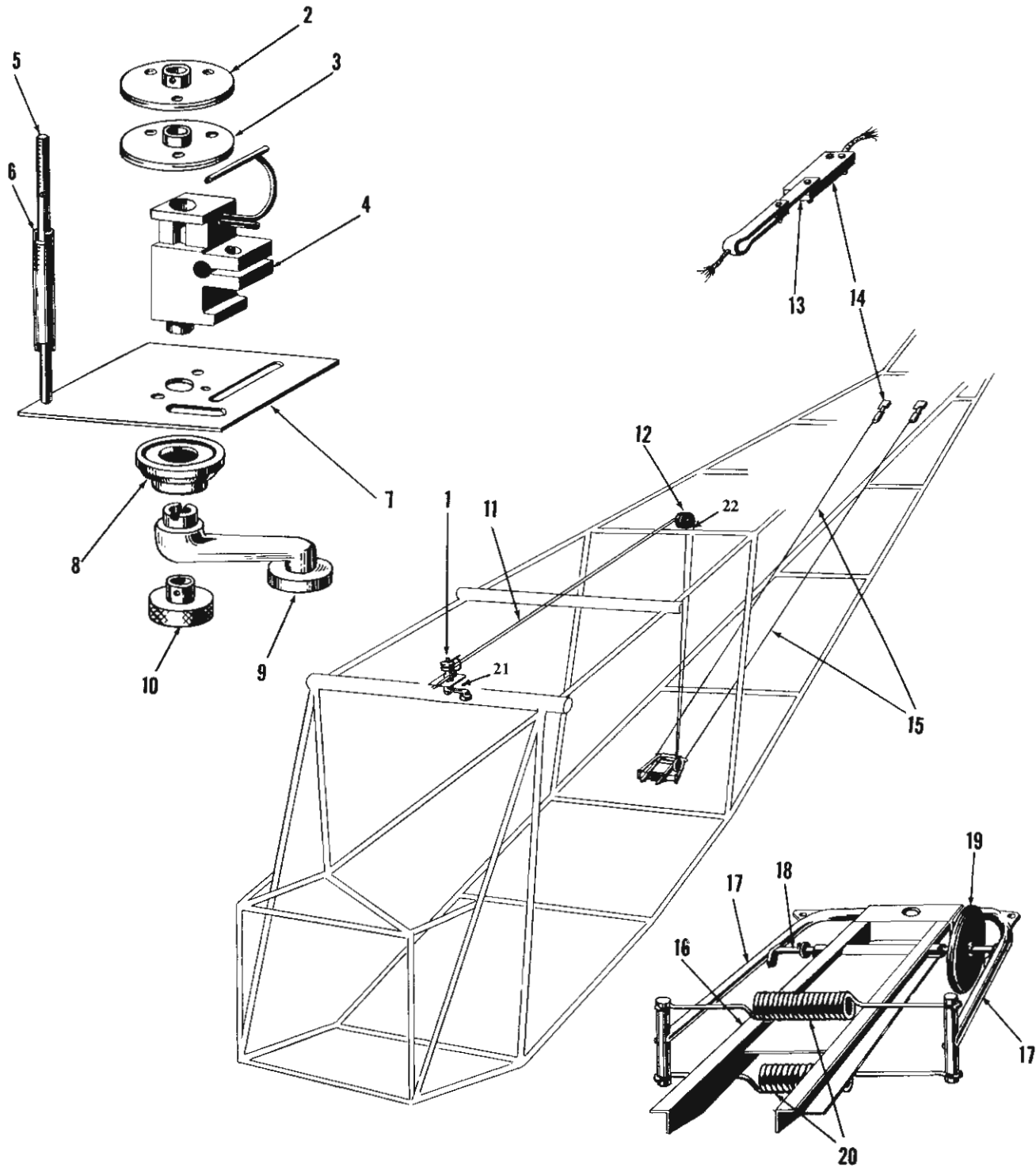


Figure 10- Rudder and Elevator Trim Controls (Serial 108-2250 and Up)



STINSON DIVISION UNIVAIR AIRCRAFT CORPORATION



FIGURE & ITEM NO.	PART NUMBER	PART NAME	NO. REQ'D	MODEL
-------------------	-------------	-----------	-----------	-------

Figure 10A—1948 Rudder and Elevator Trim Controls

10A-1	108-3042460-2	Pulley Assy.-Elevator Tab and Rudder Tab Control	1	48
10A-2	108-3042424-6	Pulley	1	48
10A-3	108-3042424-8	Pulley	1	48
10A-4	108-3042459-2	Support Assy.-Elevator Tab and Rudder Tab Control	1	48
10A-5	108-3042458-6	Shaft	1	48
10A-6	108-3042457-6	Sleeve	1	48
10A-7	108-8742200-8	Placard	1	48
10A-8	108-8041000-1	Escutcheon	1	48
10A-9	108-3042618-2	Arm Assy.-Elevator Tab Control Crank	1	48
10A-10	108-3042456-8	Knob-Rudder Trim Control	1	48
10A-11	108-3042627-6	Spring-Rudder Brake	1	48

Figure 11—1946-47-48 Fuselage Structure

11-1	108-3311004	Tube Assy.-Fuselage Front Compression	1	46-7-8
11-2	108-3311003	Tube Assy.-Fuselage Rear-Compression	1	46-47
11-2	108-3312003	Tube Assy.-Fuselage Rear Compression	1	48
11-3	108-3311000-404	Outrigger & Floor Panel Assy.	1	46-47
11-3	108-3311000-504	Outrigger & Floor Panel Assy.	1	48
11-4	108-3311007-0	Fitting Assy.-Landing Gear Front-LH	1	46-7-8
11-4	108-3311007-1	Fitting Assy.-Landing Gear Front-RH	1	46-7-8
11-5	108-3311016-0	Fitting Assy.-Landing Gear Rear-LH	1	46-7-8
11-5	108-3311016-1	Fitting Assy.-Landing Gear Rear-RH	1	46-7-8
11-6	108-3411047-0	Step Assy.-Fuselage Cabin-LH	1	46-7-8
11-6	108-3411047-1	Step Assy.-Fuselage Cabin-RH	1	46-7-8
11-7	108-3411000-3	Structure Assy.-Fuselage	1	46-47
11-7	108-3411000-2	Structure Assy.-Fuselage	1	48
11-8		Square Tubing 1"X.035-4130		46-7-8
11-9		Square Tubing 1"X.065-4130		46-7-8
11-10		Streamlined Tubing 1 3/8 Equiv.Round X .035-4130		46-7-8

Figure 12—1946-47-48 Fuselage Fairing and Floor Board Installation

12-1	108-3001422	Bow Assy.-Fuselage Sta. 202.10 Fairing	1	46-7-8
12-2	108-3001423	Bow Assy.-Fuselage Sta. 177.00 Fairing	1	46-7-8
12-3	108-3001424	Bow Assy.-Fuselage Sta. 152.00 Fairing	1	46-7-8
12-4	108-3001425	Bow Assy.-Fuselage Sta. 126.00 Fairing	1	46-7-8
12-5	108-3001426	Bow Assy.-Fuselage Sta. 100.00 Fairing	1	46-7-8
12-6	108-3001427	Bow-Fuselage Sta. 61.60 Fairing	1	46-7-8
12-7	108-3001442	Bow Assy.-Fuselage Sta. 31.75	1	46-7-8
12-8	108-3001433	Bow Fuselage Sta. 18.75 Fairing	1	46-7-8
12-9	108-3001428	Bow Assy.-Fuselage Sta. 164.00 Fairing	1	46-7-8

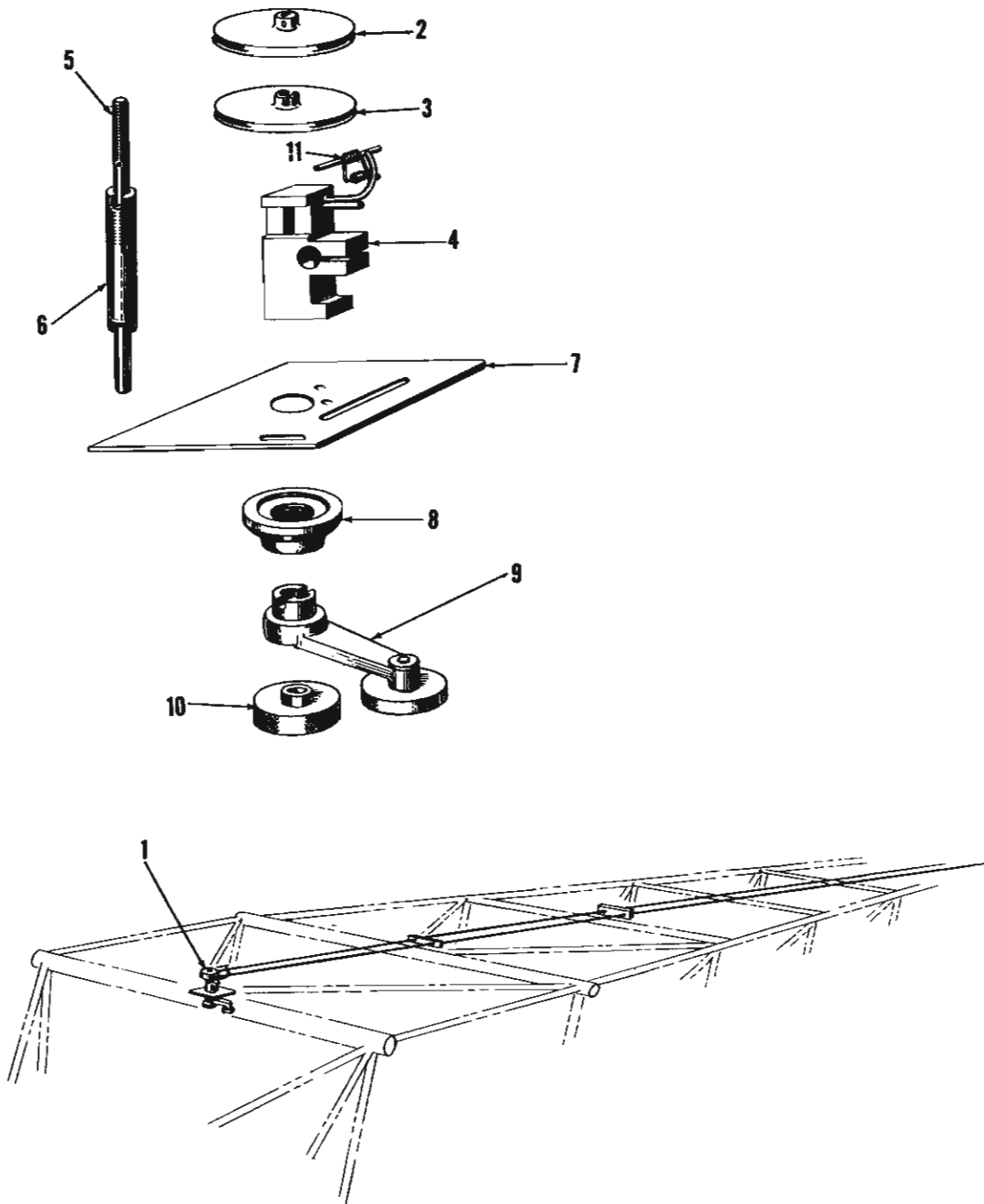


Figure 10A-1948 Rudder and Elevator Trim Controls

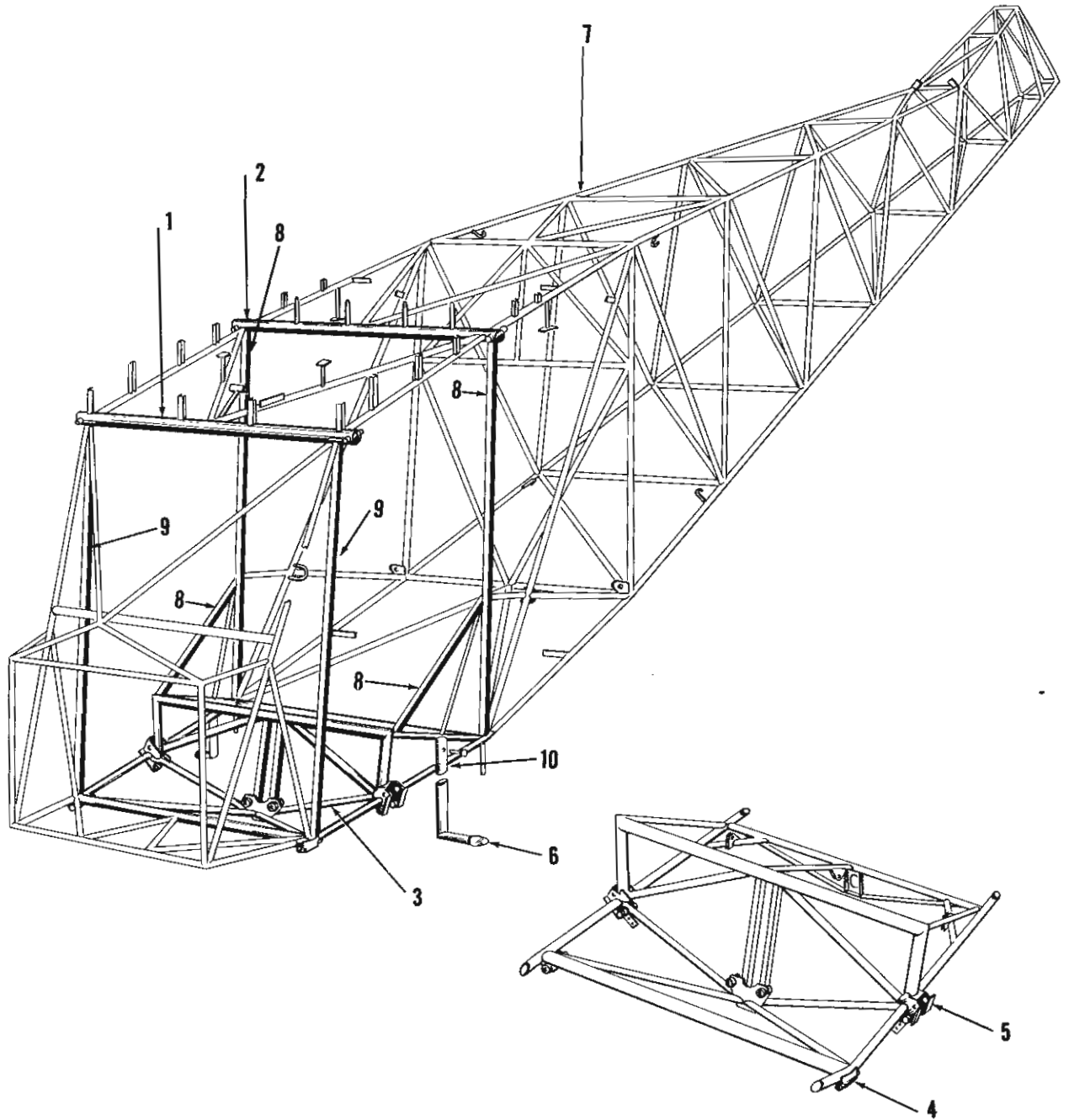


Figure 11—1946-47-48 Fuselage Structure



STINSON DIVISION UNIVAIR AIRCRAFT CORPORATION



30

FIGURE & ITEM NO.	PART NUMBER	PART NAME	NO. REQ'D	MODEL
12-10	108-3001429-0	Bow Assy.-Fuselage Sta. 140.00 Fairing	1	46-7-8
12-10	108-3001429-2	Bow Assy.-Fuselage Sta. 140.00 Fairing	1	48
12-11	108-3001430	Bow Assy.-Fuselage Sta. 115.50 Fairing	1	46-7-8
12-12	108-3001431	Bow Assy.-Fuselage Sta. 90.50 Fairing	1	46-7-8
12-13	108-3001436	Bow-Fuselage Sta. 74.25 Fairing	1	46-7-8
12-14	108-3001437-0	Former Assy.-Fuselage Sta. 30.50 Fairing	1	46
12-14	108-3001437-1	Former Assy.-Fuselage Sta. 30.50 Fairing	1	47
12-14	108-3002446	Former Assy.-Fuselage Sta. 30.50 Fairing	1	48
12-15	108-3001432-24°	Stringer-Fuselage Fairing-38.75" Long	1	47-48
12-16	108-3001432-8	Stringer-Fuselage Fairing-150" Long	4	46-7-8
12-17	108-3001432-20	Stringer-Fuselage Fairing-138.60" Long	2	46-7-8
12-18	108-3001432-12°°	Stringer-Fuselage Fairing-170" Long	2	46
12-19	108-3001432-16	Stringer-Fuselage Fairing-190" Long	4	46-7-8
12-21	108-3001435-6	Retainer-Fuselage Lower Longeron-LH	1	46-7-8
12-21	108-3001435-7	Retainer-Fuselage Lower Longeron-RH	1	46-7-8
12-22	108-3001434-6	Retainer-Landing Gear Strut Opening-LH	1	46-7-8
12-22	108-3001434-7	Retainer-Landing Gear Strut Opening-RH	1	46-7-8
12-23	108-3091052-0	Floor Assy.-Cabin Fwd.-LH	1	46
12-23	108-3092052-0	Floor Assy.-Cabin Fwd.-LH	1	47
12-23	108-3092052-28	Floor Assy.-Cabin Fwd.-LH	1	48
12-24	108-3091052-1	Floor Assy.-Cabin Fwd.-RH	1	46
12-24	108-3092052-1	Floor Assy.-Cabin Fwd.-RH	1	47
12-24	108-3092052-29	Floor Assy.-Cabin Fwd.-RH	1	48
12-25	108-3091052-30	Floor Assy.-Cabin-Intermediate-LH	1	46
12-25	108-3092052-3	Floor Assy.-Cabin Intermediate-RH	1	47-48
12-26	108-3091052-31	Floor Assy.-Cabin-Intermediate-RH	1	46
12-26	108-3092052-4	Floor Assy.-Cabin Intermediate-LH	1	47
12-26	108-3092052-30	Floor Assy.-Cabin Intermediate-RH	1	48
12-27	108-3091052-2	Floor Assy.-Cabin-Aft	1	46
12-27	108-3092052-2	Floor Assy.-Cabin Aft.	1	47
12-27	108-3092052-34	Floor Assy.-Cabin-Aft.	1	48
12-28	108-3001438	Bow-Fuselage Sta. 40.50 Fairing	1	46-7-8
12-29	108-3001432-22°	Stringer-Fuselage Fairing-116.25" Long	1	47-48
12-30	108-8191000	Support-Cabin Floor	1	46-7-8
12-31	108-3001204-2	Frame Assy.-Cabin Door-LH	1	46-47
12-31	108-3001204-3	Frame Assy.-Cabin Door-RH	1	46-7-8
12-31	108-3001204-50	Frame Assy.-Cabin Door-LH	1	48
12-31	108-3001204-51	Frame Assy.-Cabin Door-RH	1	48
12-32	108-3001201-400	Former and Web Assy.-LH	1	46-7-8
12-32	108-3001201-401	Former and Web Assy.-RH	1	46-7-8
12-33	108-3001201-0	Rib Assy.-Fuselage Match-LH	1	46-7-8
12-33	108-3001201-1	Rib Assy.-Fuselage Match-RH	1	46-7-8
12-34	108-3032521	Bracket-Mast-Antenna	1	47
12-34	108-3032525	Bracket-Mast-Antenna	1	48

° For Airplanes Serial 108-1470 and Up

°° Two Required on 1946 Model and One Required on 1947 Model

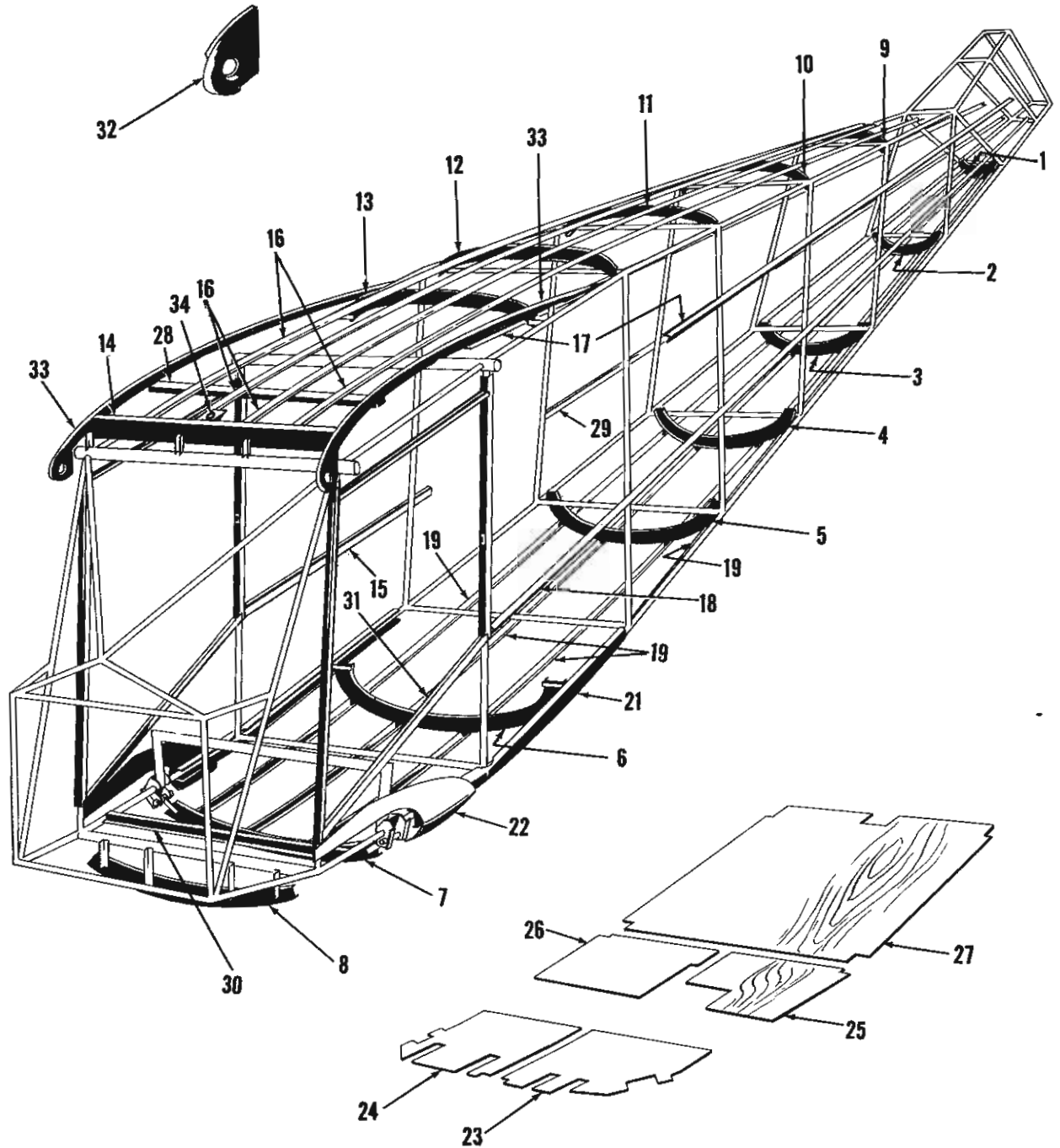


Figure 12-1946-47-48 Fuselage Fairing and Floor Board Installation



STINSON DIVISION UNIVAIR AIRCRAFT CORPORATION

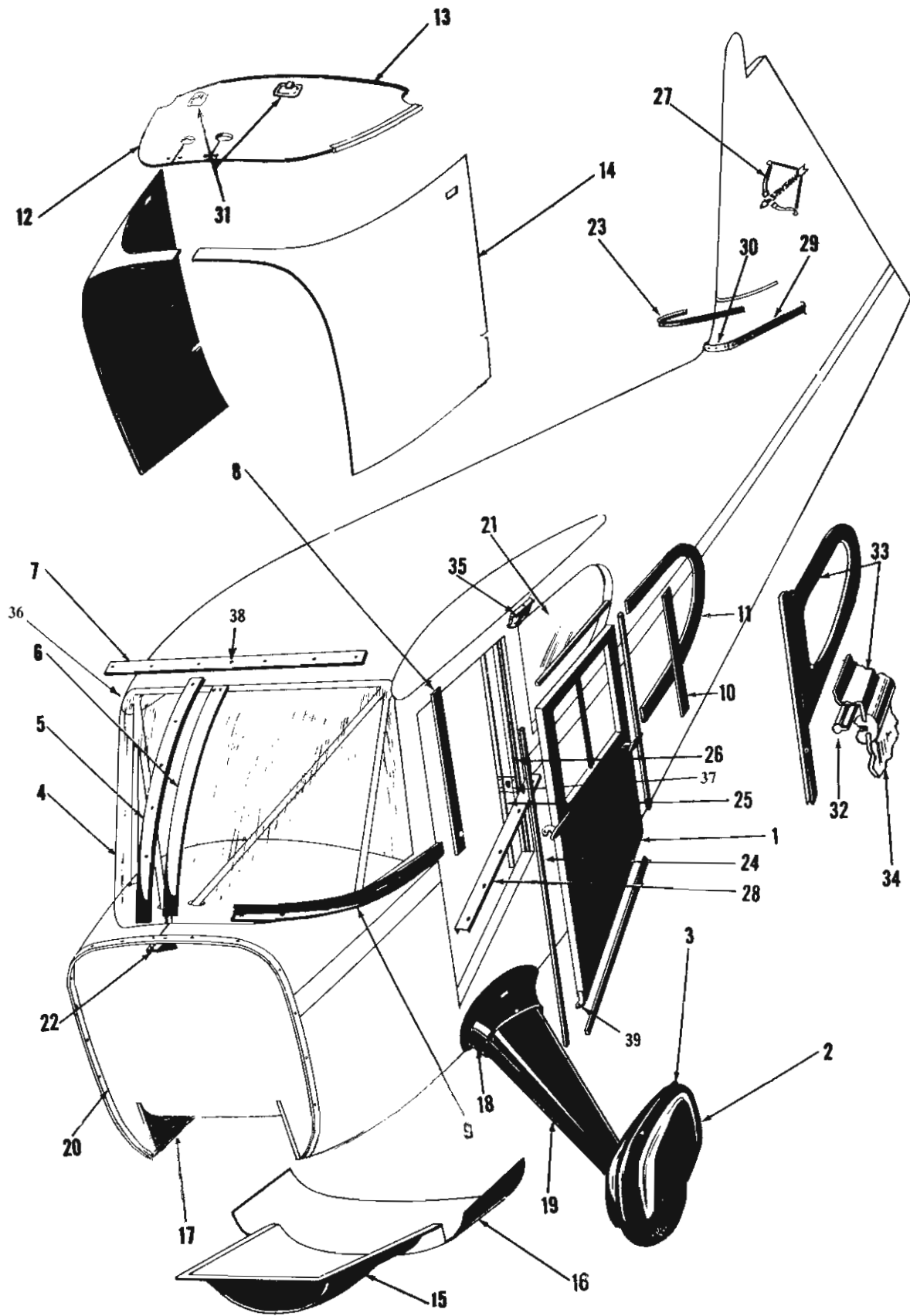


Figure 13—1946-47-48 Covered Fuselage Assembly



STINSON DIVISION UNIVAIR AIRCRAFT CORPORATION



FIGURE & ITEM NO.	PART NUMBER	PART NAME	NO. REQ'D	MODEL
Figure 13-1946-47-48 Covered Fuselage Assembly				
13-1	108-3001211-2	Door Assy.-Cabin-LH	1	46
13-1	108-3001211-3	Door Assy.-Cabin-RH	1	46
13-1	108-3001211-4#	Door Assy.-Cabin-LH	1	47
13-1	108-3001211-5#	Door Assy.-Cabin-RH	1	47
13-1	108-3002211-0°	Door Assy.-Cabin-LH	1	47
13-1	108-3002211-1°	Door Assy.-Cabin-RH	1	47
13-1	108-3002211-2	Door Assy.-Cabin-LH	1	48
13-1	108-3002211-3	Door Assy.-Cabin-RH	1	48
13-1	108-3002211-500##	Door Assy.-Cabin-Station Wagon-LH	1	47
13-1	108-3002211-501##	Door Assy.-Cabin-Station Wagon-RH	1	47
13-1	108-3002211-4	Door Assy.-Cabin-Station Wagon-LH	1	48
13-1	108-3002211-5	Door Assy.-Cabin-Station Wagon-RH	1	48
13-2	108-5101106-20	Pant Assy.-LH	1	46-7-8
13-2	108-5101106-21	Pant Assy.-RH	1	46-7-8
13-3	108-5101106-18	Moulding-Pant Assy.	2	46-7-8
13-4	108-3002208-6	Windshield-LH	1	46-7-8
13-4	108-3002208-7	Windshield-RH	1	46-7-8
13-5	108-3001220	Retainer-Windshield Center Post	1	46-7-8
13-6	108-3001218	Post Assy.-Windshield-Center	1	46-7-8
13-7	108-3001221	Retainer-Upper Windshield	1	46-7-8
13-8	108-3001222-6	Retainer-Windshield Side-LH	1	46-7-8
13-8	108-3001222-7	Retainer-Windshield Side-RH	1	46-7-8
13-9	108-3001300-12	Extrusion-Lower Windshield Support	1	46-7-8
13-10	108-3001224-6	Retainer-Cabin Window-Vertical-LH	1	46-47
13-10	108-3001224-7	Retainer-Cabin Window-Vertical-RH	1	46-47
13-11	108-3001223-6	Retainer-Cabin Window-LH	1	46-47
13-11	108-3001223-7	Retainer-Cabin Window-RH	1	46-47
13-12	108-3031009-0	Cover Assy.-Instrument Panel Top	1	46
13-12	108-3031009-1	Cover Assy.-Instrument Panel-Top	1	47
13-12	108-3031009-2	Cover Assy.-Instrument Panel-Top	1	48
13-13	108-3031017-8	Trim-Extrusion-40.00" Long	1	46
13-13	108-3031009-16	Trim-Extrusion-64.00" Long	1	47-48
13-14	108-3001302	Panel-Fuselage Shroud	2	46-7-8
13-15	108-3001304	Cover Assy.-Fuselage Tunnel	1	46-7-8
13-16	108-3001310	Pan Assy.-Fuselage-Sta. 18.75 to 31.75 Firewall Extension	1	46-7-8
13-17	108-3001306-0	Support Assy.-Fuselage Cooling Tunnel-Side-LH	1	46-7-8
13-17	108-3001306-1	Support Assy.-Fuselage Cooling Tunnel-Side-RH	1	46-7-8
13-18	108-3001003-12	Fillet Assy.-Landing Gear-LH	1	46-7-8
13-18	108-3001003-13	Fillet Assy.-Landing Gear-RH	1	46-7-8
13-19	108-5101100-10	Fairing Assy.-Landing Gear-LH	1	46-7-8
13-19	108-5101100-15	Fairing Assy.-Landing Gear-RH	1	46-7-8
13-20	108-3001004	Firewall Assy.-Fuselage	1	46
13-20	108-3002002-6	Firewall Assy.-Fuselage	1	47
13-20	108-3002002-8	Firewall Assy.-Fuselage	1	48

For Airplanes Serial 108-743 through 108-1989

° For Airplanes Serial 108-1990 through 108-3500

For Airplanes Serial 108-2250 through 108-3500



STINSON DIVISION UNIVAIR AIRCRAFT CORPORATION



FIGURE & ITEM NO.	PART NUMBER	PART NAME	NO. REQ'D	MODEL
13-21	108-3001212	Pane-Cabin Window [SN 1 through 3499]	2	46-7-8
13-21	108-3002212	Pane-Cabin Window, [SN 3500 and up.]	2	48
13-22	108-6021405	Support-Firewall Engine Cowling	1	46-7-8
13-23	108-2311016	Strip-Vertical Stabilizer-Fabric Tie Down-Interior	1	46-7-8
13-24	108-3002282	Seal-Lower Fwd. Cabin Door	2	46-7-8
13-24	108-3002283	Seal-Door	20F	46-7-8
13-25	108-3091101-40	Snap-on-Cover-26.75" Long	2	46-7-8
13-25	108-3091101-46	Snap-on-Cover-31.00" Long	2	46-7-8
13-25	108-3092101-28	Snap-on-Cover-24.00" Long	2	47-48
13-25	108-3092101-50	Snap-on-Cover-10.50" Long	2	47-48
13-26	108-3091101-42	Retainer-Snap-on-Cover-27.00" Long	2	46-7-8
13-26	108-3091101-44	Retainer-Snap-on-Cover-30.75" Long	2	46-7-8
13-26	108-3092101-30	Retainer-Snap-on-Cover-24.00" Long	2	47-48
13-26	108-3092101-52	Retainer-Snap-on-Cover-10.50" Long	2	47-48
13-27	108-3091039-6	Stencil-Fin Insignia-LH	1	46-7-8
13-27	108-3091039-7	Stencil-Fin-Insignia-RH	1	46-7-8
13-28	108-3092112-6	Scuff Plate-Door Frame-LH	1	46-7-8
13-28	108-3092112-7	Scuff Plate-Door Frame-RH	1	46-7-8
13-29	108-2312020-6	Strip-Vertical Stabilizer-Fabric Tie Down-Interior-Side	2	48
13-30	108-2312020-8	Strip-Vertical Stabilizer-Fabric Tie Down-Interior-Leading Edge	1	48
13-31	108-3092129	Tray Assy.-Ash	2	48
13-32	33197-R	Filler Strip-Rubber Moulding-Rear Window	13H	48
13-33	108-3002240-0	Frame Assy.-Cabin Window-LH	1	48
13-33	108-3002240-1	Frame Assy.-Cabin Window-RH	1	48
13-34	34465R	Moulding-Rubber-Rear Window	2	48
13-35	108-3092145-6	Scoop-Cabin Ventilator-Rear-LH	1	48
13-35	108-3092145-7	Scoop-Cabin Ventilator-Rear-RH	1	48
13-36	108-3001213	Wood Strip, Top, Windshield	1	46-7-8
13-37	108-3001204-14	Strike Plate, Door Latch	2	46-7-8
13-38	052F-1024	10-24 T-Nut	24	46-7-8
13-39	108-3011001	Hinge, Door	2	46-7-8

Figure 14—1947-48 Baggage Compartment Installation

14-1	108-3002263-0	Door Assy.-Baggage	1	47
14-1	108-3002263-2	Door Assy.-Baggage Compartment	1	48
14-2	108-3002265	Lock Assy.-Baggage Door	1	47-48
14-3	108-8742001-12	Placard-Baggage	1	47
14-3	108-8742001-22	Placard-Baggage	1	48
14-4	108-3002270	Spacer-Baggage Door Hold Back Spring	2	47-48
14-5	108-3002268	Spring-Door Hold Back	1	47-48
14-6	108-3002264	Hinge-Baggage Door	2	47-48
14-7	108-3002275	Angle Assy.-Baggage Compartment-Lower	1	47-48
14-8	108-3002261-16	Curtain Assy.-Baggage Compartment	1	47-48
14-9	108-3002273	Retainer-Baggage Door Frame Fabric	1	47-48
14-10	108-3002262	Frame Assy.-Baggage Door	1	47-48
14-11	108-3002274	Angle Assy.-Baggage Compartment-Upper	1	47-48
14-12	108-3002261-0	Curtain Assy.-Baggage Compartment	1	47-48
14-13	108-3002267-2	Wall Assy.-Baggage Compartment-Front	1	47
14-13	108-3002267-3	Wall Assy.-Baggage Compartment-Front	1	48
14-14	108-3002276-6	Cover-Rudder Trim Cable	1	47-48

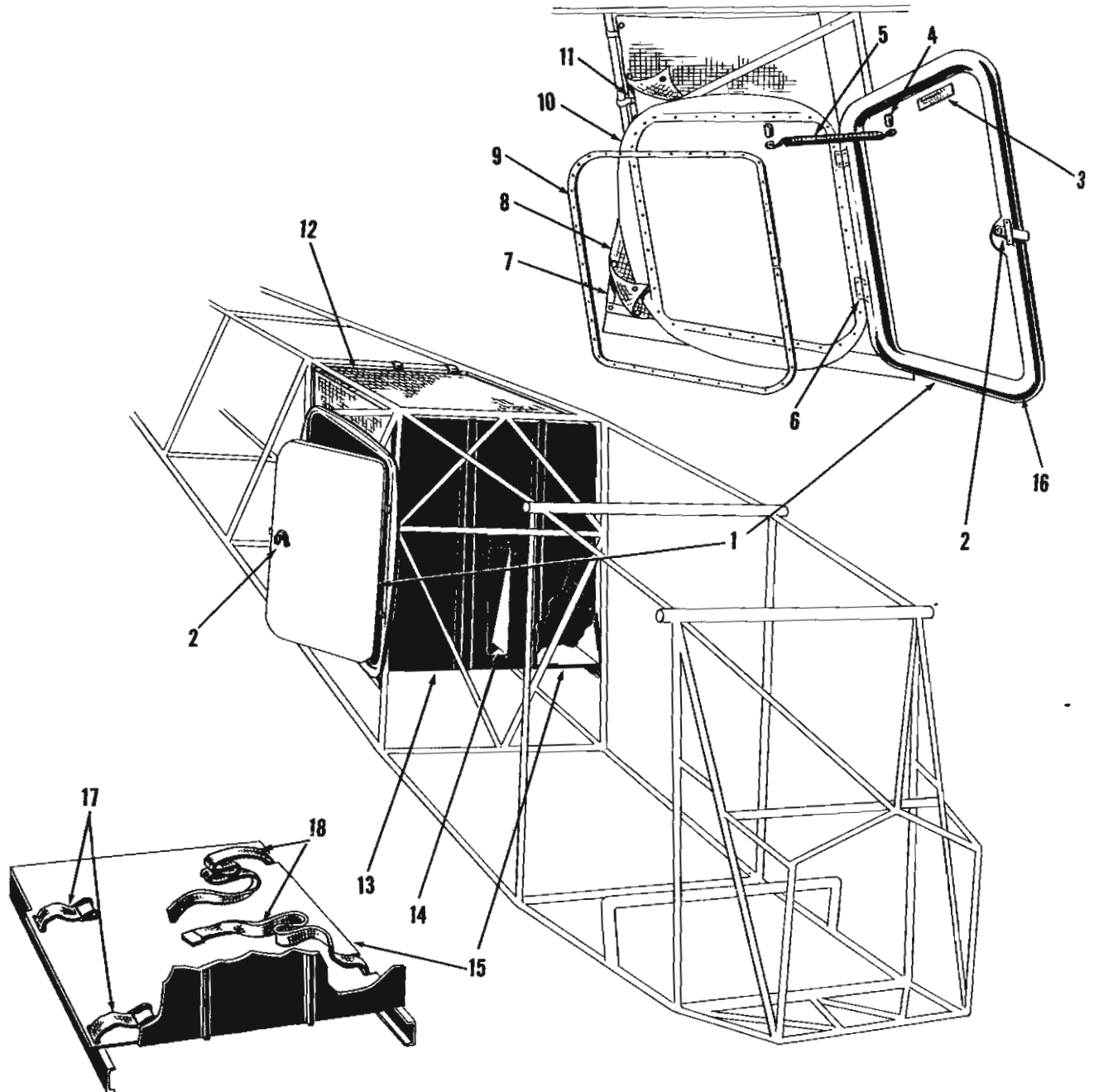


Figure 14-1947-48 Baggage Compartment Installation



STINSON DIVISION UNIVAIR AIRCRAFT CORPORATION



FIGURE & ITEM NO.	PART NUMBER	PART NAME	NO. REQ'D	MODEL
14-15	108-3002266-2	Floor Assy.-Baggage Compartment	1	47
14-15	108-3002266-3	Floor Assy.-Baggage Compartment	1	48
14-16	3/8 x 3/8 x 52	Seal-Door	2	47-48
14-17	108-3002281-6	Strap-Baggage Tie Down-Buckle End	2	48
14-18	108-3002281-8	Strap-Baggage Tie Down-Plain End	2	48

Figure 15--1946-47-48 Cabin Door Details

15-1	108-3002257°		Striker-Cabin Door Window	2	47
15-2	108-3001211-54/		Fwd. Window Assy.-Door-LH	1	46-47
15-2	108-3001211-55/		Fwd. Window Assy.-Door-RH	1	46-47
15-2	108-3002211-26°		Fwd. Window Assy.-Door-LH	1	47
15-2	108-3002211-27°		Fwd. Window Assy.-Door-RH	1	47
15-2	108-3002211-90		Fwd. Window Assy.-Door-LH	1	48
15-2	108-3002211-91		Fwd. Window Assy.-Door-RH	1	48
15-3	108-3001211-56/		Aft. Window Assy.-Door-LH	1	46-47
15-3	108-3001211-57/		Aft. Window Assy.-Door-RH	1	46-47
15-3	108-3002211-28°°		Aft. Window Assy.-Door-LH	1	47-48
15-3	108-3002211-29°°		Aft. Window Assy.-Door-RH	1	47-48
15-4	108-3091004-0*	N	Panel Assy.-Door Trim-LH	1	46
15-4	108-3091004-1*	N	Panel Assy.-Door Trim-RH	1	46
15-4	108-3091004-2%	N	Panel Assy.-Door Trim-LH	1	46
15-4	108-3091004-3%	N	Panel Assy.-Door Trim-RH	1	46
15-4	108-3092004-0¢	N	Panel Assy.-Door Trim-LH	1	47
15-4	108-3092004-1¢	N	Panel Assy.-Door Trim-RH	1	47
15-4	108-3092121-0°	N	Panel Assy.-Door Trim-LH	1	47
15-4	108-3092121-1°	N	Panel Assy.-Door Trim-RH	1	47
15-4	108-3092134-0	N	Panel Assy.-Door Trim-LH	1	48
15-4	108-3092134-1	N	Panel Assy.-Door Trim-RH	1	48
15-5	108-3001210		Hinge-Upper Cabin Door	2	46-7-8
15-6	108-3002253°		Latch-Cabin Window	2	47
15-7	108-3001214/		Knob-Cabin Door Window Lock	4	46-47
15-8	A-1021-A-4		Handle-Inside-LH	1	46
15-8	A-1021-A-4		Handle-Inside-RH	1	46
15-8	A-1021-A-14		Handle-Inside-Left	1	47-48
15-8	A-1021-A-14		Handle-Inside-Right	1	47-48
15-9	A-1021-A-9		Handle and Spindle Assy.-Outside-LH	1	46
15-9	A-1021-A-9		Handle and Spindle Assy.-Outside-RH	1	46
15-9	A-1021-A-15//		Handle and Spindle-Outside-LH	1	47
15-9	A-1021-A-15//		Handle and Spindle-Outside-RH	1	47

- ° For Airplanes Serial 108-1990 through 108-3500
- / For Airplanes Serial 108-1 through 108-1989
- °° For Airplanes Serial 108-1990 and Up
- * For Airplanes Serial 108-1 through 108-100
- % For Airplanes Serial 108-101 through 108-742
- ¢ For Airplanes Serial 108-743 through 108-1989
- // For Airplanes Serial 108-1 through 108-3500



**STINSON DIVISION
UNIVAIR AIRCRAFT CORPORATION**

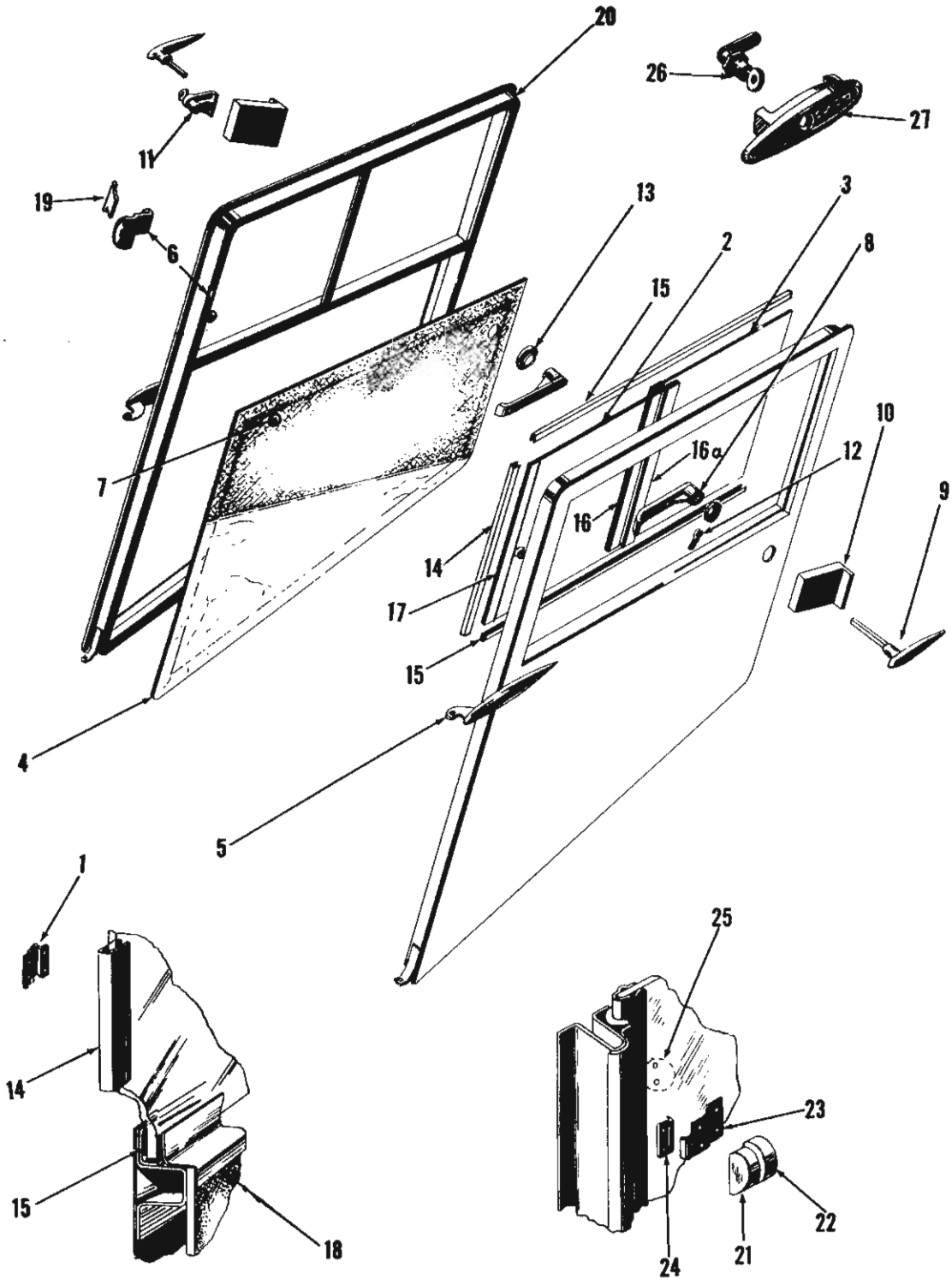


Figure 15--1946-47-48 Cabin Door Details



STINSON DIVISION UNIVAIR AIRCRAFT CORPORATION



FIGURE & ITEM NO.	PART NUMBER		PART NAME	NO. REQ'D	MODEL
15-10	108-3001225-0*		Lock Assy.-Cabin Door-LH	1	46
15-10	108-3001225-8*		Lock Assy.-Cabin Door-RH	1	46
15-10	A-1021-A**	N	Latch Only-Less Handles and Cylinder	2	46-47
15-10	666	N	Latch Assy.-Less Handles	2	48
15-11	108-3001228*		Lock Assy.-Cabin Door-Key	1	46
15-11	A-1021-B-1***		Cylinder and Key Assy.	1	46-47
15-12	108-3001227*		Pawl-Cabin Door Lock	1	46
15-12	A-1021-A-1**		Button-Inside Thumb Latch	1	46-7-8
15-13	108-3091006		Escutcheon-Door Handle	2	46
15-13	108-8041000-1		Escutcheon-Door Handle	2	47-48
15-14	108-9000000-7/		Channel-Cabin Door Window-14.50"	2	46-47
15-14	108-9000000-9°°		Channel-Cabin Door Window	2	47-48
15-15	108-9000000-6/		Channel-Cabin Door Window-24.25"	4	46-47
15-15	108-9000000-8°°		Channel-Cabin Door Window	4	47-48
15-16	108-3001211-114°°°		Strip-Window, Left Front	1	46
15-16	108-3001211-115°°°		Strip-Window, Right Front	1	46
15-16a	108-3001211-116°°°		Strip-Window, Left Aft	1	46
15-16a	108-3001211-117°°°		Strip-Window, Right Aft	1	46
15-16	108-3002211-18 / /		Strip-Window, Left Front	1	46-7-8
15-16	108-3002211-19 / /		Strip-Window, Right Front	1	46-7-8
15-16a	108-3002211-20 / /		Strip-Window, Left Aft	1	46-7-8
15-16a	108-3002211-21 / /		Strip-Window, Right Aft	1	46-7-8
15-17	108-3001211-60/		Channel-Cabin Door Window	2	46-47
15-17	108-3002211-50°°°		Channel-Cabin Door Window	4	47-48
15-18	108-3002211-10°		Moulding-Window Garnish-LH	1	47
15-18	108-3002211-11°		Moulding-Window Garnish-RH	1	47
15-18	108-3002211-54		Moulding-Window Garnish-LH	1	48
15-18	108-3002211-55		Moulding-Window Garnish-RH	1	48
15-19	108-3002254°		Spring-Cabin Window Lock	2	47
15-20	108-3001211-402/		Frame-Cabin Door-LH	1	46-47
15-20	108-3001211-403/		Frame-Cabin Door-RH	1	46-47
15-20	108-3002211-400°°		Frame-Cabin Door-LH	1	47-48
15-20	108-3002211-401°°		Frame-Cabin Door-RH	1	47-48
15-21	108-3002279-8		Knob-Cabin Door Window Lock	2	48
15-22	108-3002279-6		Knob-Cabin Door Window Lock	2	48
15-23	108-3002278-6		Spring-Cabin Window Latch	2	48
15-24	108-3002277-6		Plate-Cabin Door Window Striker	2	48
15-25	108-3002280-6	N	Plate-Cabin Door Window Trim	4	48
15-26	DP-781X2	N	Cylinder and Key Assy.	2	48
15-27	666-15		Handle Assy.-Outside	2	48

- * For Airplanes Serial 108-1 through 108-100
- ** For Airplanes Serial 108-101 through 108-3500
- *** For Airplanes Serial 108-101 through 108-3500
- / For Airplanes Serial 108-1 through 108-1989
- ° For Airplanes Serial 108-1990 through 108-3500
- °° For Airplanes Serial 108-1990 and up
- °°° For Airplanes Serial 108-1 through 742
- // For Airplanes Serial 108-743 and up.

Figure 16—1946-47-48 Fuselage Furnishings Installation

16-1	108-3091092-0		Panel Assy.-Cabin Interior Fwd. Side-LH	1	46
16-1	108-3091092-1		Panel Assy.-Cabin Interior Fwd. Side-RH	1	46
16-1	108-3092092-0		Panel Assy.-Cabin Interior Fwd. Side-LH	1	47
16-1	108-3092092-1		Panel Assy.-Cabin Interior Fwd. Side-RH	1	47
16-1	108-3092130-0		Panel Assy.-Cabin Interior Fwd. Side-LH	1	48
16-1	108-3092130-1		Panel Assy.-Cabin Interior Fwd. Side-RH	1	48

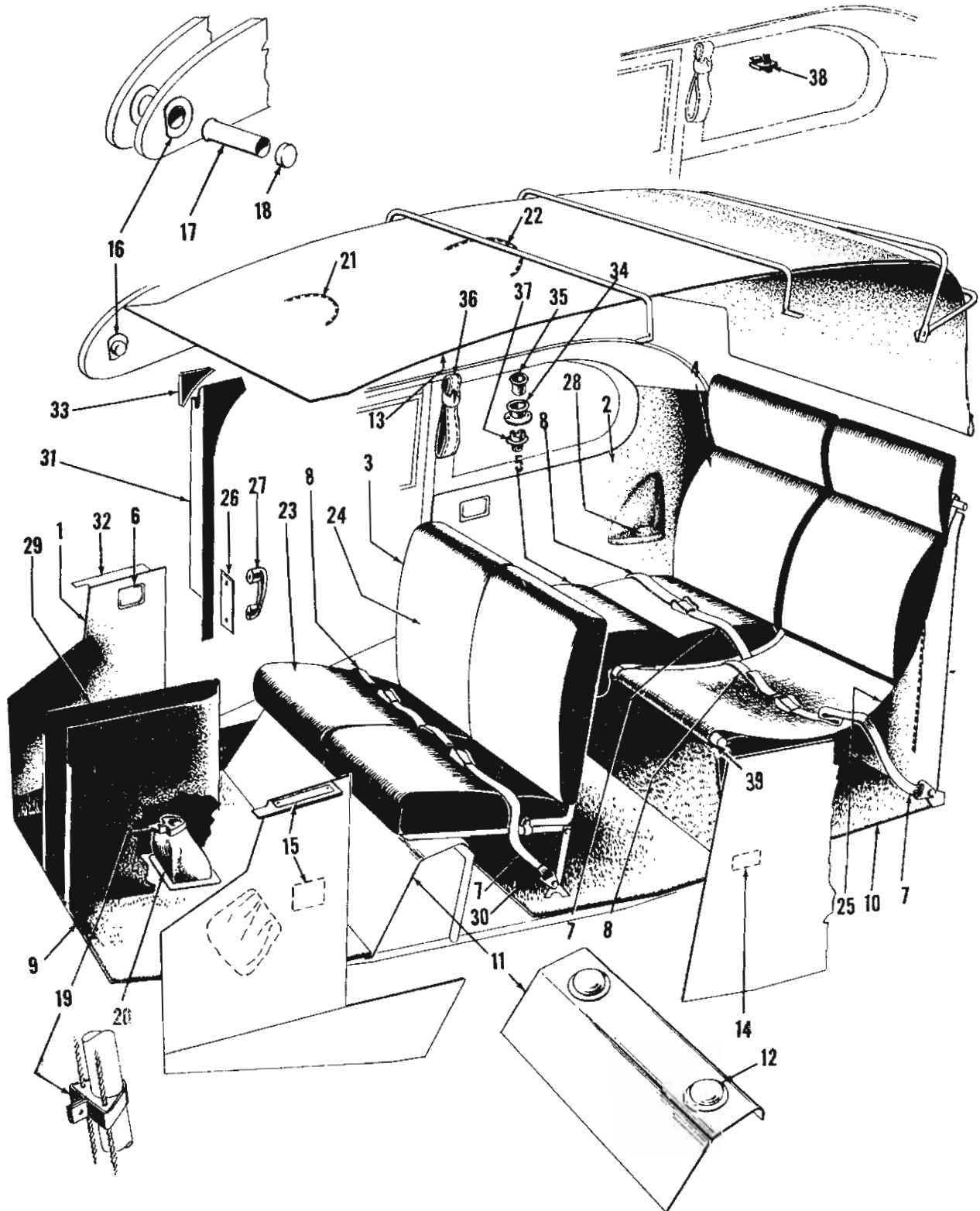


Figure 16—1946-47-48 Fuselage Furnishings Installation



STINSON DIVISION UNIVAIR AIRCRAFT CORPORATION



40

FIGURE & ITEM NO.	PART NUMBER		PART NAME	NO. REQ'D	MODEL
16-2	108-3091072	N	Panel Assy.-Rear, Side & Back	1	46
16-2	108-3092072-0	N	Panel Assy.-Rear, Side & Back	1	47
16-2	108-3092072-2	N	Panel Assy.-Rear, Side & Back	1	48
16-3	108-3091017-0	N	Chair Assy.-Cabin Front-LH	1	46
16-3	108-3091017-1	N	Chair Assy.-Cabin Front-RH	1	46
16-3	108-3092017-0	N	Chair Assy.-Cabin Front-LH	1	47
16-3	108-3092017-1	N	Chair Assy.-Cabin Front-RH	1	47
16-3	108-3092132-2		Chair Assy.-Cabin Front-LH	1	48
16-3	108-3092132-3		Chair Assy.-Cabin Front-RH	1	48
16-4	108-3091025	N	Cushion Assy.-Rear Seat Back	2	46
16-4	108-3092025-0	N	Cushion Assy.-Rear Seat Back-LH	1	47
16-4	108-3092025-1	N	Cushion Assy.-Rear Seat Back-RH	1	47
16-4	108-3092143-0	N	Cushion Assy.-Rear Seat Back-LH	1	48
16-4	108-3092143-1	N	Cushion Assy.-Rear Seat Back-RH	1	48
16-5	108-3091023	N	Cushion Assy.-Rear Seat Bottom	2	46
16-5	108-3092023	N	Cushion Assy.-Rear Seat Bottom	2	47
16-5	108-3092135-2	N	Cushion Assy.-Rear Seat Bottom	2	48
16-6	108-3091070		Tray Assy.-Ash	4	46-47
16-7	108-3091035	N	Belt Assy.-Buckle End-Safety	4	46
16-7	108-3092035-0	N	Belt Assy.-Buckle End-Safety	4	47
16-7	108-3092035-2	N	Belt Assy.-Buckle End-Safety	4	48
16-8	108-3091037	N	Belt Assy.-Plain End-Safety	4	46
16-8	108-3092037-0	N	Belt Assy.-Plain End-Safety	4	47
16-8	108-3092037-2	N	Belt Assy.-Plain End-Safety	4	48
16-9	108-3091044		Carpet Assy.-Cabin Floor-Fwd.	1	46
16-9	108-3092044-0		Carpet Assy.-Cabin Floor-Fwd.	1	47
16-9	108-3092044-3		Carpet Assy.-Cabin Floor-Fwd.	1	48
16-10	108-3091045		Carpet Assy.-Cabin Floor-Aft.	1	46
16-10	108-3092045		Carpet Assy.-Cabin Floor-Aft.	1	47
16-10	108-3092046		Carpet Assy.-Cabin Floor-Aft.	1	48
16-11	108-3091011		Housing Assy.-Fuselage Oleo	1	46-7-8
16-12	108-3091005		Cap-Oleo Housing	2	46-7-8
16-13	108-3091073-0	N	Headlining Assy.-Cabin	1	46
16-13	108-3091073-1		Headlining Assy.-Cabin	1	47
16-13	18-3031073-2		Headlining Assy.-Cabin-Station Wagon	1	47
16-13	108-3091073-3		Headlining Assy.-Cabin	1	48
16-13	108-3091073-4		Headlining Assy.-Cabin-Station Wagon	1	48
16-14	108-8741001-8		Placard-Baggage	1	46
16-14	108-8742001-14		Placard-Baggage-Cabin (no Baggage Compartment)	1	47
16-14	108-8742001-18		Placard-Baggage-Cabin (with Baggage Compartment)	1	47
16-14	108-8742001-16		Placard-Baggage-Station Wagon	1	47
16-14	108-8742001-24		Placard-Baggage-Station Wagon	1	48
16-14	108-8742001-26		Placard-Baggage-Cabin	1	48
16-15	108-8741001-6		Placard-Operation Limitations	1	46
16-15	108-8742001-6		Placard-Operation Limitations	1	47
16-15	108-8742001-20		Placard-Operation Limitations	1	48
16-16	108-3091059		Seat Assy.-Cabin Ventilator Valve	2	46
16-16	108-3091096-0		Seat-Cabin Ventilator Valve	2	47
16-17	108-3091056		Tube-Inner-Cabin Ventilator	2	46
16-17	108-3091097-6		Tube-Inner-Cabin Ventilator	2	47
16-18	108-3091058		Cap-Ventilator	2	46
16-18	108-3091095		Cap-Ventilator	2	47



STINSON DIVISION UNIVAIR AIRCRAFT CORPORATION



FIGURE & ITEM NO.	PART NUMBER		PART NAME	NO. REQ'D	MODEL
16-19	108-3091078		Clamp-Control Column Boot	1	46
16-20	108-3091079	N	Boot Assy.-Control Column	1	46
16-21	108-3091029		Zipper-Cabin Headlining-Inspection-Fwd.	1	46-7-8
16-22	108-3091028		Zipper-Cabin Headlining-Inspection-Aft.	1	46-7-8
16-23	108-3091017-32	N	Cushion Assy.-Bottom LH-Less Frame	1	46
16-23	108-3091017-33	N	Cushion Assy.-Bottom RH-Less Frame	1	46
16-23	108-3092017-32	N	Cushion Assy.-Bottom-LH-Less Frame	1	47
16-23	108-3092017-33	N	Cushion Assy.-Bottom-RH-Less Frame	1	47
16-23	108-3092132-62	N	Cushion-Bottom Assy.-Less Frame	2	48
16-24	108-3091017-34	N	Back Assy.-Chair LH	1	46
16-24	108-3091017-35	N	Back Assy.-Chair RH	1	46
16-24	108-3092017-34	N	Back Assy.-Chair-LH	1	47
16-24	108-3092017-35	N	Back Assy.-Chair-RH	1	47
16-24	108-3092132-36	N	Back Assy.-Chair-LH	1	48
16-24	108-3092132-37	N	Back Assy.-Chair-RH	1	48
16-25	108-3091043		Sling-Rear Chair	2	46-47
16-26	108-3092115		Plate-Cabin Assist Handle	2	47-48
16-27	108-3412029		Handle-Cabin Assist	2	47-48
16-28	108-3092084-24		Arm Rest Assy.-LH	1	47-48
16-28	108-3092084-25		Arm Rest Assy.-RH	1	47-48
16-29	108-3092118		Cover Assy.-Control Column	1	47-48
16-30	108-3091007		Support Assy.-Front Seat-Rear	2	46-47
16-30	108-3092007		Support Assy.-Front Seat-Rear	2	48
16-31	108-3092113-6		Retainer-Door Frame Trim-LH	1	47-48
16-31	108-3092113-7		Retainer-Door Frame Trim-RH	1	47-48
16-32	108-3092119-0		Retainer Assy.-Fwd. Panel-LH	1	47
16-32	108-3092119-1		Retainer Assy.-Fwd. Panel-RH	1	47
16-32	108-3092119-2		Retainer Assy.-Fwd. Panel-LH	1	48
16-32	108-3092119-3		Retainer Assy.-Fwd. Panel-RH	1	48
16-33	108-3092111		Cover-Gas Line Trim	2	47-48
16-34	108-3091096-1		Seat Assy.-Cabin Ventilator Valve-Rear	2	48
16-35	108-3091097-8		Tube-Inner-Cabin Ventilator-Rear	2	48
16-36	108-3092138		Assist Strap-Cabin	2	48
16-37	108-3092141-6		Cap-Rear Ventilator	2	48
16-38	108-3092152		Vent Assy.-Cabin-Rear	2	48
16-39	108-3091001-8		Tube	1	46-7-8

Figure 17-1947-48 Station Wagon Interior Details

17-1	108-3092092-2		Panel Assy.-Cabin Interior-Fwd. Side-LH	1	47
17-1	108-3092092-3		Panel Assy.-Cabin Interior-Fwd. Side-RH	1	47
17-1	108-3092130-2	N	Panel Assy.-Cabin Interior-Fwd. Side-LH	1	48
17-1	108-3092130-3	N	Panel Assy.-Cabin Interior-Fwd. Side-RH	1	48
17-2	108-3092121-2		Panel Assy.-Door Trim-LH	1	47
17-2	108-3092121-3		Panel Assy.-Door Trim-RH	1	47
17-2	108-3092134-2	N	Panel Assy.-Door Trim-LH	1	48
17-2	108-3092134-3	N	Panel Assy.-Door Trim-RH	1	48
17-3	108-8992022-32	N	Bottom Assy.-Front Chair-LH	1	47-48
17-3	108-8992022-33	N	Bottom Assy.-Front Chair-RH	1	47-48
17-4	108-8992022-34	N	Back Assy.-Front Chair-LH	1	47-48
17-4	108-8992022-35	N	Back Assy.-Front Chair-RH	1	47-48



STINSON DIVISION UNIVAIR AIRCRAFT CORPORATION

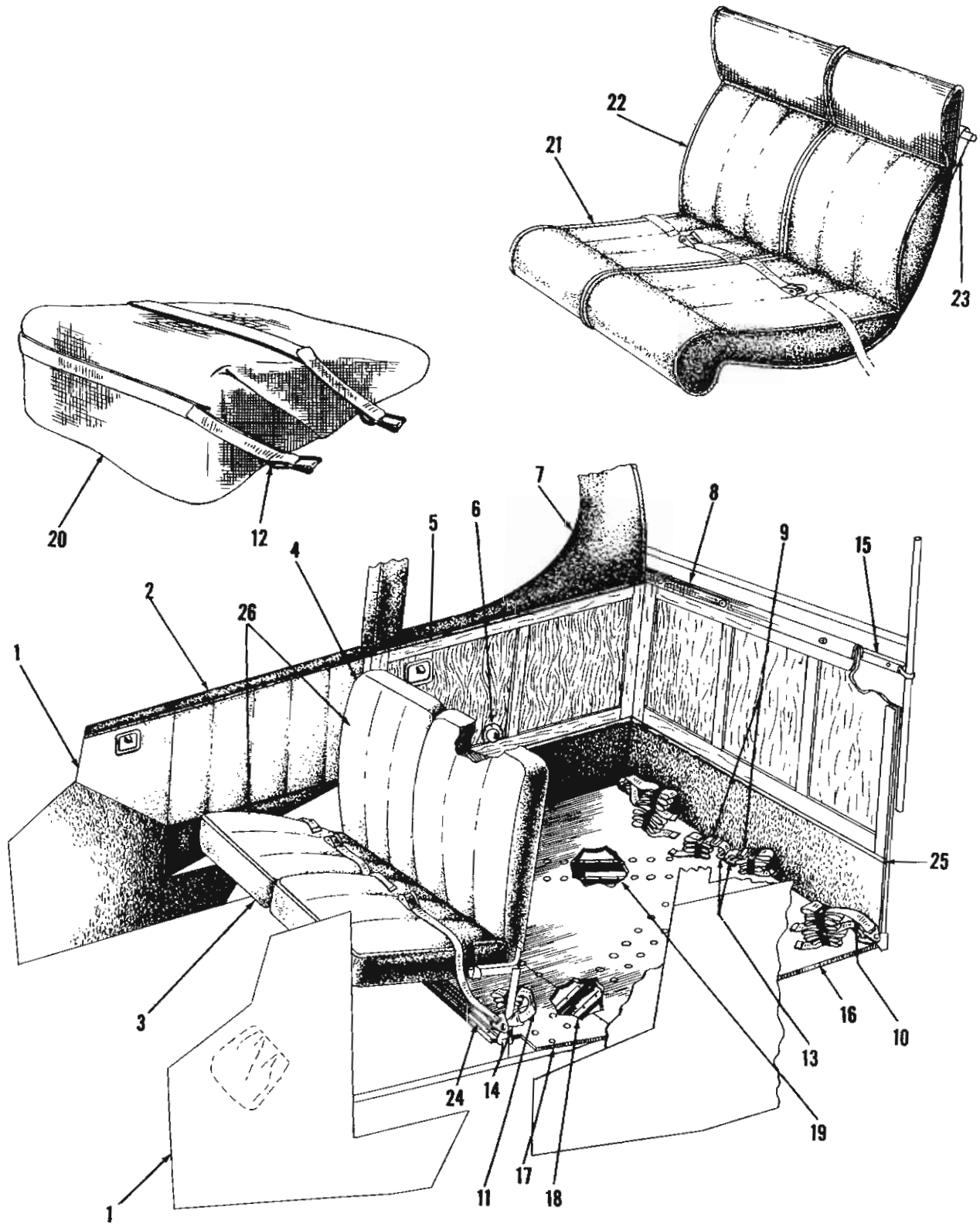


Figure 17-1947-48 Station Wagon Interior Details



STINSON DIVISION UNIVAIR AIRCRAFT CORPORATION



FIGURE & ITEM NO.	PART NUMBER		PART NAME	NO. REQ'D	MODEL
17-5	108-8992028-0	N	Panel Assy.-Lower Rear Side-LH	1	47
17-5	108-8992028-1	N	Panel Assy.-Lower Rear Side-RH	1	47
17-5	108-8992035-0	N	Panel Assy.-Lower Rear Side-LH	1	48
17-5	108-8992035-1	N	Panel Assy.-Lower Rear Side-RH	1	48
17-6	108-8992025-6		Cover-Rear Seat Bracket	2	47
17-6	108-8992025-8		Cover-Rear Seat Bracket	2	48
17-7	108-8992004-0		Panel Assy.-Upper Rear Side-LH	1	47
17-7	108-8992004-1		Panel Assy.-Upper Rear Side-RH	1	47
17-7	108-8992035-50		Panel Assy.-Upper Rear Side-LH	1	48
17-7	108-8992035-51		Panel Assy.-Upper Rear Side-RH	1	48
17-8	108-8992027-0	N	Panel Assy.-Rear	1	47
17-8	108-8992027-2	N	Panel Assy.-Rear	1	48
17-9	108-8992015		Strap Assy.-Cargo Tie Down-Plain End	2	47-48
17-10	108-3092037-0	N	Belt Assy.-Plain End	2	47-48
17-11	108-8992017		Strap Assy.-Cargo Tie Down-Buckle End	2	47-48
17-12	108-8992020		Strap Assy.-Cargo Retainer	4	47-48
17-13	108-3091032		Plate-Belt	2	47-48
17-14	108-8992012		Plate-Belt	2	47-48
17-15	108-8992008		Channel Assy.-Rear Panel Support	1	47-48
17-16	108-8992007-20		Floor Assy.-Rear-Aft.	1	47
17-16	108-8992007-32		Floor Assy.-Rear-Aft.	1	48
17-17	108-8992007-18		Floor Assy.-Rear-Fwd.	1	47
17-17	108-8992007-30		Floor Assy.-Rear-Fwd.	1	48
17-18	108-8992009-6		Channel-Rear Floor Support	1	47-48
17-19	108-8992009-7		Channel-Rear Floor Support	1	47-48
17-20	108-8992019		Retainer Assy.-Cargo	1	47-48
17-21	108-8992023		Cushion Assy.-Rear Seat Bottom	2	47
17-21	108-3092135-0	N	Cushion Assy.-Rear Seat Bottom	2	48
17-22	108-3092143-2	N	Cushion Assy.-Rear Seat Back-LH	1	48
17-22	108-3092143-3	N	Cushion Assy.-Rear Seat Back-RH	1	48
17-22	108-8992024-0		Cushion Assy.-Rear Seat Back-LH	1	47
17-22	108-8992024-1		Cushion Assy.-Rear Seat Back-RH	1	47
17-23	108-3091043		Sling-Rear Seat	2	47-48
17-24	108-8992029		Strip-Floor Trim	1	47-48
17-25	#4230		Retainer-33" Long	3	47-48
17-26	108-3092132-0	N	Chair Assy.-Cabin Front-LH	1	48
17-26	108-3092132-1	N	Chair Assy.-Cabin Front-RH	1	48
17-26	108-8992022-0	N	Chair Assy.-Cabin-Front-LH	1	47
17-26	108-8992022-1	N	Chair Assy.-Cabin-Front-RH	1	47

Figure 18-1946-47-48 Aileron and Flap Controls

18-1	108-3041123		Cable Assy.-Control Column [2 pieces]	1	46-7-8
			108-3041123-6 Control Column Cable-LH		
			108-3041123-7 Control Column Cable-RH		
18-2	AN-210-4A		Pulley	6	46-7-8
18-3	AN-210-3A		Pulley	3	46-7-8
18-5			AN-4-10A Bolt	1	46-7-8
			AN-365-1032 Nut	1	46-7-8
18-4			See Figure 2-Item 37		46-7-8



STINSON DIVISION UNIVAIR AIRCRAFT CORPORATION

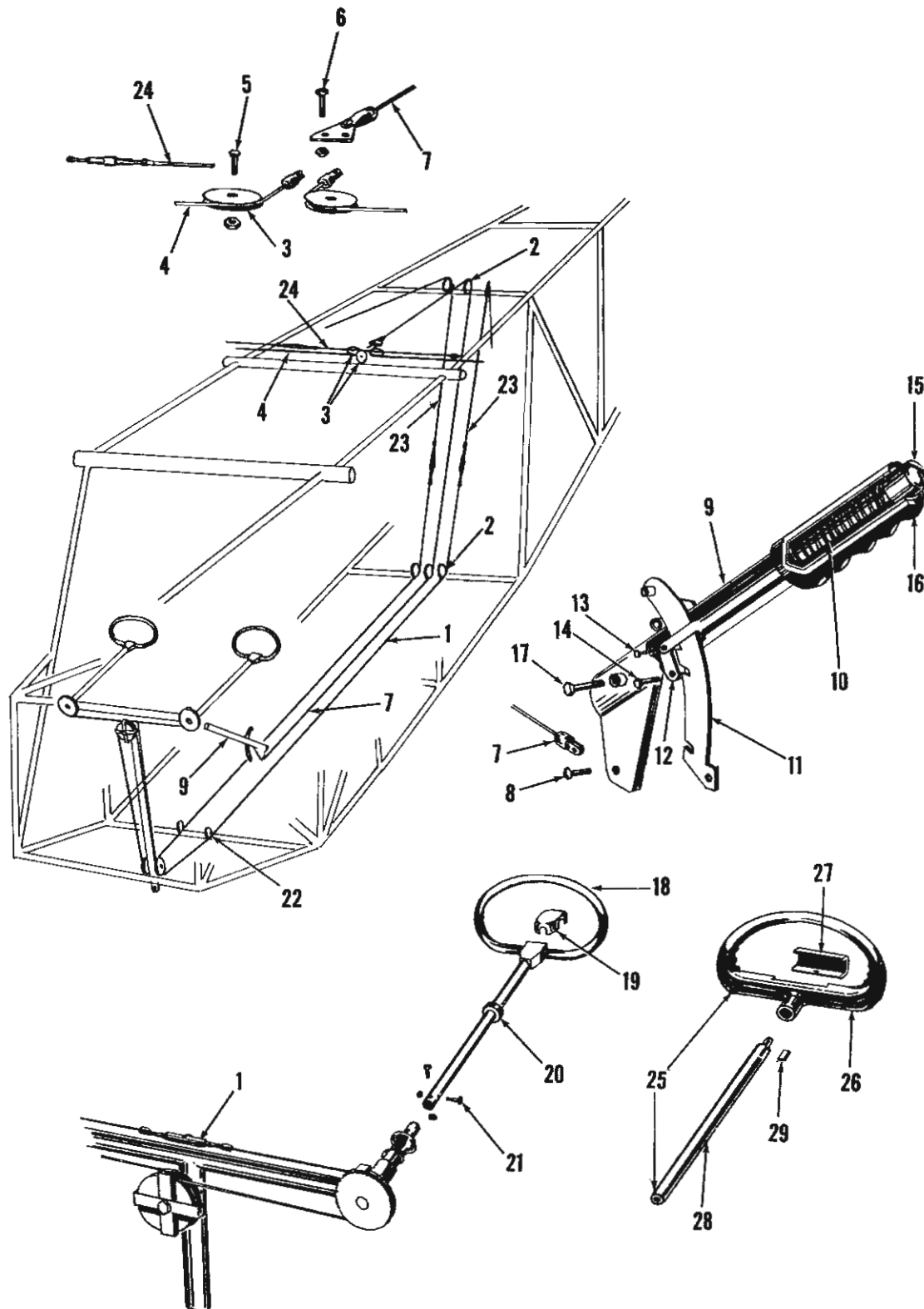


Figure 18—1946-47-48 Aileron and Flap Controls



STINSON DIVISION UNIVAIR AIRCRAFT CORPORATION



FIGURE & ITEM NO.	PART NUMBER	PART NAME	NO. REQ'D	MODEL
18-7	108-3041511	Cable Assy.-Flap Control-Upper	1	46-7-8
18-6		AN-23-9 Clevis Bolt	1	46-7-8
		AN-320-3 Nut	1	46-7-8
		AN-380-2-2 Cotter Pin	1	46-7-8
18-9	108-3041506	Tube Assy.-Flap Control Handle	1	46-7-8
18-8		AN-23-10 Bolt	1	46-7-8
		AN-310-3 Nut	1	46-7-8
		AN-380-2-2 Cotter Pin	1	46-7-8
18-17		AN-4-30A Bolt	1	46-7-8
		AN-365-428 Nut	1	46-7-8
18-10	108-8441001	Spring-Flap Handle Release	1	46-7-8
18-11	108-3041501	Rack Assy.-Flap Handle Lever Adjusting	1	46-7-8
18-12	108-3041502	Latch-Flap Control Handle	1	46-7-8
18-13		AN-392-11 Clevis Pin	1	46-7-8
		AN-380-2-2 Cotter Pin	1	46-7-8
18-14		AN-3-10A Bolt	1	46-7-8
		AN-365-1032 Nut	1	46-7-8
18-15	108-3041503	Release Assy.-Flap Control Handle	1	46-7-8
18-16	108-3042522-6	Grip-Flap Control Handle	1	47
18-16	108-3042522-8	Grip-Flap Control Handle	1	48
18-18	108-3041117	Wheel Assy.-Control Column (Includes Item 19)	2	46
18-21		NAS-53-11A Bolt	2	46
		AN-365-1032 Nut	2	46
18-19	108-3041121	Casting-Control Wheel Hub	2	46
18-20	108-8611000	Bushing-Control Shaft Support	2	46-47
18-22	108-3041209	Pulley-Fairlead	4	46-7-8
18-23	-----	See Figure 3-Item 28		46-7-8
18-24	108-3041118	Cable Assy.-Fuselage Aileron Idler	1	46-7-8
18-25	108-3042117-0	Wheel Assy.-Control (Includes 26, 27, 28 & 29)	2	47-48
18-25	108-3042117-2	Wheel Assy.-Control (Includes 26, 27, 28 & 29)	2	48
18-26	108-3042150	Wheel-Control	2	47-48
18-27	108-3042152-6	Cover-Control Wheel Hub	2	47
18-27	108-3042152-8	Cover-Control Wheel Hub	2	48
18-28	108-3042153	Shaft Assy.-Control Wheel	2	47-48
18-29	Q141P-408-101	Key-Flat	2	47-48

Figure 19-1946-47-48 Rudder Controls

19-1	108-3041406	Bar Assy.-LH Rudder	1	46
19-1	108-3042406-0	Bar Assy.-LH Rudder	1	47
19-7		AN-4-7A Bolt	1	46-47
		AN-365-428 Nut	1	46-47
		AN-960-416 Washer	1	46-47
		AN-3-4A Bolt	2	46-47
		AN-365-1032 Nut	2	46-47
19-1	108-3942409	Bar Assy.-LH Rudder	1	48
19-2	108-3041408	Bar Assy.-RH Rudder	1	46
19-2	108-3042408-0	Bar Assy.-RH Rudder	1	47
19-2	108-3942408	Bar Assy.-RH Rudder	1	48

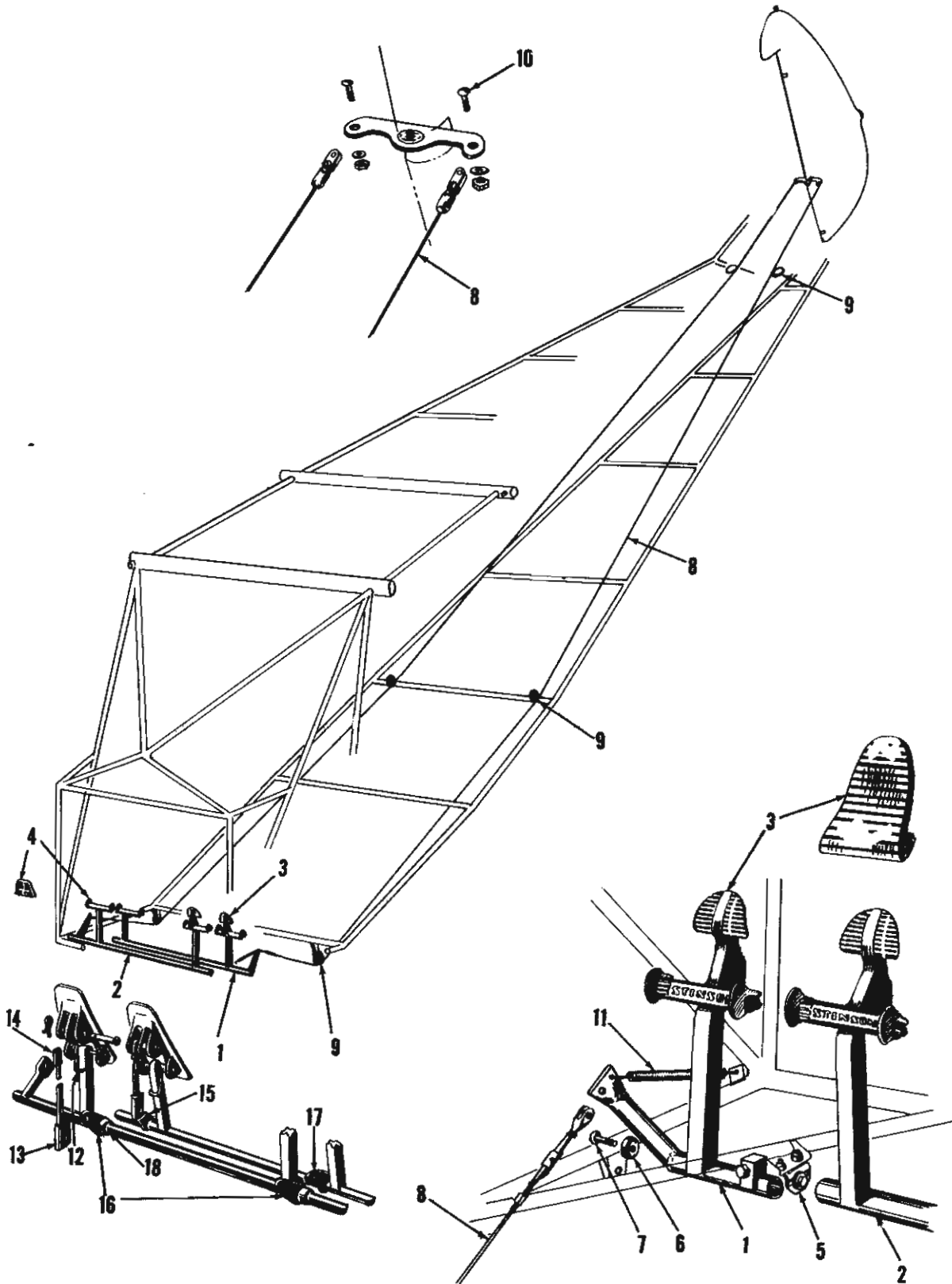


Figure 19-1946-47-48 Rudder Controls



STINSON DIVISION UNIVAIR AIRCRAFT CORPORATION



FIGURE & ITEM NO.	PART NUMBER	PART NAME	NO. REQ'D	MODEL
19-3	108-3041407	Pedal-Pilot-Rudder	2	46
19-3	108-3042407	Pedal-Pilot-Rudder	2	47
19-3	108-8542013-6	Pedal-Rudder-Pilot-Co-Pilot	4	48
19-4	108-3041405	Pedal-Co-Pilot-Rudder	2	46
19-4	108-3042405	Pedal-Co-Pilot-Rudder	2	47
19-5	108-3041411	Bearing Assy.-Rudder Pedal Torque Tube	2	46-7-8
19-6	CS-1280	Bearing	2	46-7-8
19-8	108-3041003-0	Cable Assembly-Rudder	2	46-47
19-10		AN-23-12 Bolt	1	46-47
		AN-320-3 Nut	1	46-47
		AN-380-2-2 Cotter Pin	1	46-47
19-8	108-3041003-2	Cable Assy.-Rudder	2	48
19-9	AN-210-3A	Pulley See Bulletin #266	6	46-7-8
19-11	108-3041002	Spring-Rudder Bar Return	2	46-7-8
19-12	108-3042431-6	Spring	2	48
19-13	108-3942410	Link Assy.-Dual Brake	4	48
19-14	108-3942415-6	Fitting-Dual Brake Link	4	48
19-15	108-3942411-8	Arm-Brake Torque Tube	1	48
19-16	108-3942411-6	Arm-Brake Torque Tube	2	48
19-17	108-3942412-6	Arm-Brake Torque Tube	1	48
19-18	108-3942413-6	Bushing-Torque Shaft	4	48
	108-3942001	Dual Brake Kit [for 46, 47, & early 48]		

Figure 20-1946-47-48 Elevator Controls and Control Column Details

20-1A	108-3041305-10	Cable Assy., Elevator Control, "Down" 142.12"	1	46-7-8
20-2		AN-23-15 Bolt	1	46-7-8
		AN-320-3 Nut	1	46-7-8
20-3		AN-3-10A Bolt	1	46-7-8
		AN-380-2-2 Cotter Pin	1	46-7-8
		AN-365-1032 Nut	1	46-7-8
20-1B	108-3041305-11	Cable Assy., Elevator Control, "Up" 143.00"	1	46-7-8
20-4	108-3041303	Bellcrank Assy.-Elevator (Includes Item 5)	1	46-7-8
20-6		AN-4-22A Bolt	1	46-7-8
		AN-365-428 Nut	1	46-7-8
20-5	CS-1255	Bearing	4	46-7-8
20-8	108-3041304	Tube Assy.-Elevator Push Pull	1	46-7-8
20-7		AN-4-11A Bolt	1	46-7-8
		AN-365-428 Nut	2	46-7-8
20-11		AN-4-17A Bolt	1	46-7-8
20-9	108-3041306	Stop-Elevator Control	1	46-7-8
20-10	CS-2170	Bearing	2	46-7-8
20-14	AN-210-4A	Pulley	4	46-7-8
20-15	108-3041204-0	Shaft Assy.-Control Column Pulley-LH	1	46-7-8
20-15	108-3041204-2	Shaft Assy.-Control Column Pulley-RH	1	46-7-8
20-16	CS-4050	Bearing	4	46-7-8
20-17	Use 12734-00 [Piper]	Universal Joint	2	46-7-8
20-19		AN173-11A	2	46-7-8
		AN-960-10 Washer	2	46-7-8
		AN-365-1032 Nut	2	46-7-8

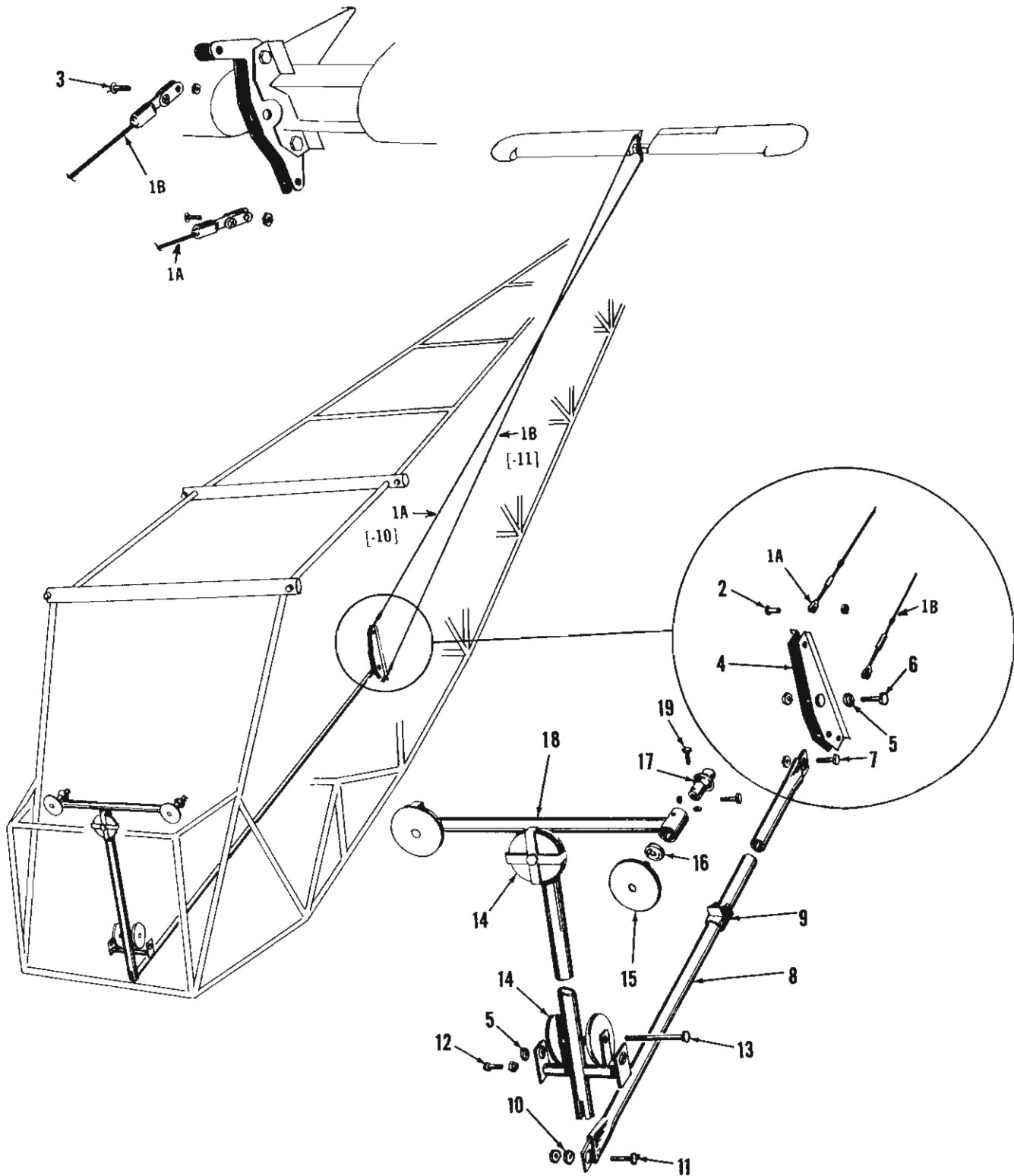


Figure 20—1946-47-48 Elevator Controls and Control Column Details



STINSON DIVISION UNIVAIR AIRCRAFT CORPORATION



FIGURE & ITEM NO.	PART NUMBER	PART NAME	NO. REQ'D	MODEL
20-18	108-3041100	Column Assy.-Control	1	46-7-8
20-12		AN-4-7A Bolt	2	46-7-8
		AN-365-428 Nut	2	46-7-8
20-13		AN-4-42A Bolt	1	46-7-8
		AN-936-A416 Washer	4	46-7-8
		AN-960-416 Washer	1	46-7-8
		AN-365-428 Nut	1	46-7-8

Figure 21-1946 Standard and Basic Blind Flight Instrument Panel

21-1	108-3031021	Panel Assy.-Flight	1	46
21-2	108-3031002	Panel Assy.-Indirect Instrument	1	46
21-3	108-3031017-6	Trim-Extrusion-58.00" Long	1	46
21-4	108-3031003	Panel Assy.-Main	1	46
21-5	108-3031004	Panel Assy.-Control	1	46
21-6	108-3031018	Door Assy.-Glove Box	1	46
21-7	108-3031019	Knob-Glove Box Door-Brown	1	46
21-9	108-3021100	Support Assy.-Primer & Throttle	1	46
21-10	53	Lamp-Instrument Panel	6	46
21-11	108-3032026	Indicator-Airspeed	1	46
21-12	814B	Compass	1	46
21-13	AW-2-3/4-32L	Altimeter	1	46
21-14	1536591	Tachometer	1	46
21-15	1507102	Indicator-Oil Pressure	1	46
21-16	1511919	Indicator-Oil Temperature	1	46
21-17	108-3090-033	Indicator-Fuel Level 1516996*	1	46
21-17	40520**	Indicator-Fuel Level	1	46
21-18	1500806	Ammeter	1	46
21-19	8822K3	Switch-Master	1	46
21-20	AN-3021-2	Switch-Lights	2	46
21-21	1994524	Switch-Ignition	1	46
21-22	PR 25	40 Ohm Rheostat	1	46
21-23	AN-3021-3	Switch-Fuel Gage	1	46
21-24	108-3091094	Name Plate Assy.	1	46
21-25	108-8931005	Panel Assy.-Indirect-Basic Blind Flight	1	46

Figure 22-1947-48 Standard and Basic Blind Flight Instrument Panel

22-1	108-3032002-0	Panel Assy.-Indirect Instrument	1	47
22-1	108-3032002-1	Panel Assy.-Indirect Instrument	1	48
22-2	108-3032021-6	Panel Assy.-Flight	1	47
22-2	108-3032021-8	Panel Assy.-Flight	1	48
22-3	108-3032036	Panel-Radio Trim	1	47-48
22-4	108-3032003	Panel Assy.-Main	1	47-48
22-5	108-3092053	Box Assy.-Glove	1	47-48

** For Airplanes Serial 108-42, 108-44 through 108-280

* For Airplanes Serial 108-1, 108-41, 108-43, 108-287 through 108-742

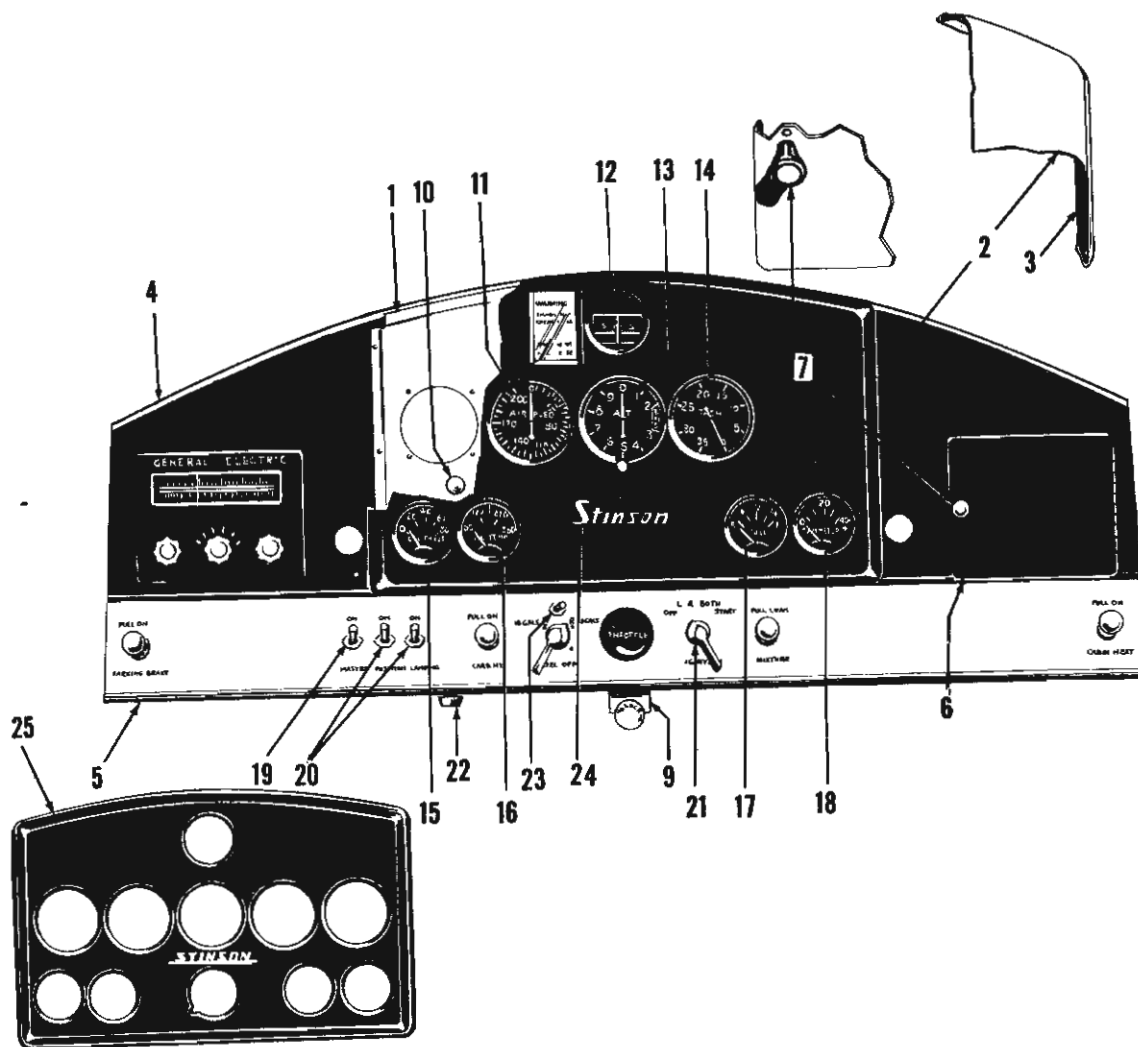


Figure 21-1946 Standard and Basic Blind Flight Instrument Panel

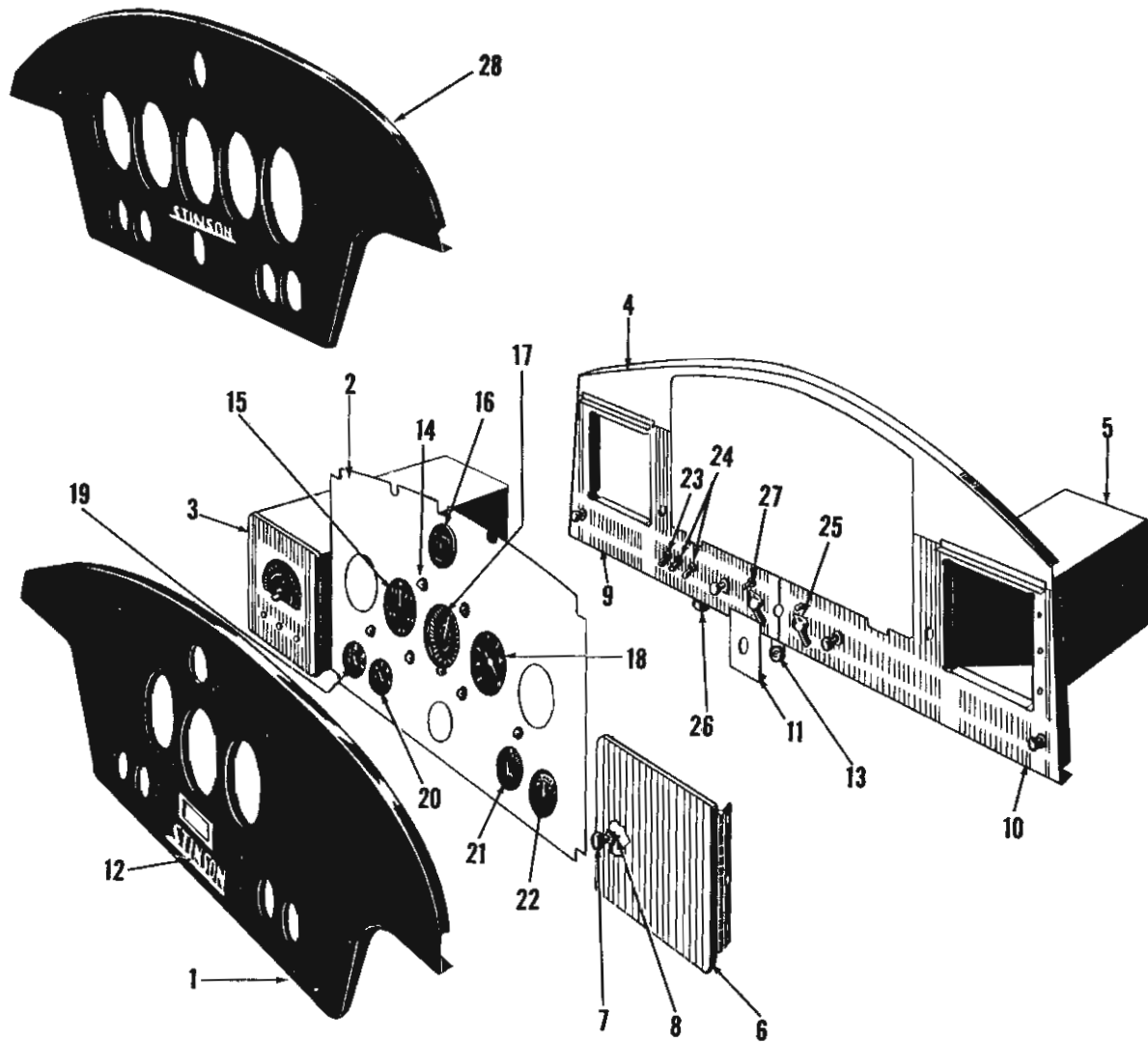


Figure 22—1947-48 Standard and Basic Blind Flight Instrument Panel



STINSON DIVISION UNIVAIR AIRCRAFT CORPORATION



FIGURE & ITEM NO.	PART NUMBER		PART NAME	NO. REQ'D	MODEL
22-6	108-3032018		Door Assy.-Glove Box	1	47-48
22-7	108-3031019		Knob-Glove Box Door-Tan	1	47-48
22-8	108-3032038		Spring-Door Catch-Glove Box	1	47-48
22-9	108-3032022-6		Panel-Control-LH Half	1	47
22-9	108-3032022-12		Panel-Control-LH Half	1	48
22-10	108-3032022-8		Panel-Control-RH Half	1	47
22-10	108-3032022-14		Panel-Control-RH Half	1	48
22-11	108-3032022-10		Plate-Control Panel Connector	1	47-48
22-12	108-3091094		Name Plate Assy.	1	47-48
22-12	108-8992030		Name Plate Assy.-Flying Station Wagon	1	47-48
22-13	108-3022100		Support Assy.-Primer & Throttle	1	47-48
22-14	53		Lamp-Instrument Panel	6	47-48
22-15	108-3032026*	N	Indicator-Airspeed	1	47
22-15	108-3032027#	N	Indicator-Airspeed	1	47
22-15	108-3032028	N	Indicator-Airspeed	1	48
22-16	814B/	N	Compass	1	47-48
22-16	C-2300-D//	N	Compass	1	48
22-17	AW-2-3/4-32L	N	Altimeter	1	47-48
22-18	1536591*	N	Tachometer	1	47
22-18	1536747#	N	Tachometer	1	47-48
22-19	1507102	N	Indicator-Oil Pressure	1	47-48
22-20	1511919	N	Indicator-Oil Temperature	1	47-48
22-21	108-3090-33	N	Indicator-Fuel Level 1516996	1	47
22-21	108-3090-33	N	Indicator-Fuel Level 1517073	1	48
22-22	1500806	N	Ammeter	1	47-48
22-23	8822K3		Switch-Master	1	47-48
22-24	AN-3021-2		Switch-Lights	2	47-48
22-25	1994524		Switch-Ignition	1	47-48
22-26	PR 25		40 Ohm Rheostat	1	47-48
22-27	AN-3021-3		Switch-Fuel Gage	1	47-48
22-28	108-8932005-0		Panel Assy.-Indirect-Basic Blind Flight	1	47
22-28	108-8932005-1		Panel Assy.-Indirect-Basic Blind Flight	1	48

Figure 23-1946-47-48 Advanced Blind Flight Instrument Panel

23-1	108-8931006		Cover-Direction Indicator	1	46
23-2	108-8931003-2		Panel Assy.-Flight-Direct	1	46
23-3	108-8931003-4		Panel Assy.-Indirect	1	46
23-4	108-8931003-10		Support Assy.	2	46
23-5	100-P-4		Shock Mount	4	46
23-6	108-8931003-14		Bracket Assy.	2	46
23-7	108-8932021-1		Panel Assy.-Flight-Direct	1	47-48
23-8	108-8932022-0		Panel Assy.-Indirect	1	47
23-8	108-8932022-1		Panel Assy.-Indirect	1	48
23-9	108-8932019		Bracket Assy.-Instrument Panel	2	47-48
23-10	108-8932020		Support Assy.-Instrument Panel	2	47-48

* For Airplanes Serial 108-743 through 108-2249

For Airplanes Serial 108-2250 through 108-3500

/ For Airplanes Serial 108-1 through 108-3832 and 108-3834 through 108-3840 and 108-3842, 108-3843, 108-3845 through 108-3847, 108-3849 & 108-3850

// For Airplanes Serial 108-3833, 108-3841, 108-3844, 108-3848, 108-3851 and Up

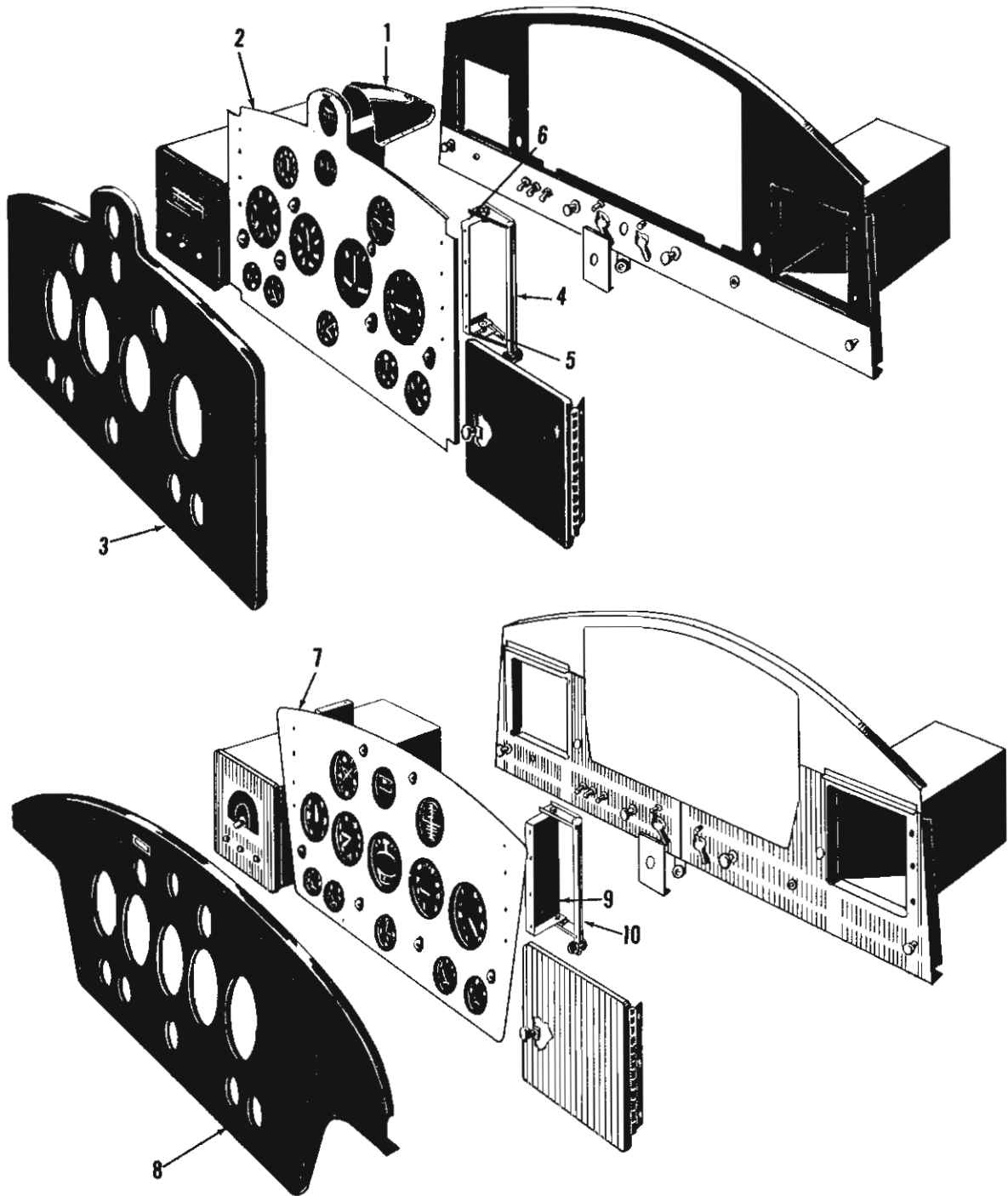


Figure 23-1946-47-48 Advanced Blind Flight Instrument Panel



STINSON DIVISION UNIVAIR AIRCRAFT CORPORATION



53A

FIGURE & EM NO.	PART NUMBER	PART NAME	NO. REQ'D	MODEL
-----------------	-------------	-----------	-----------	-------

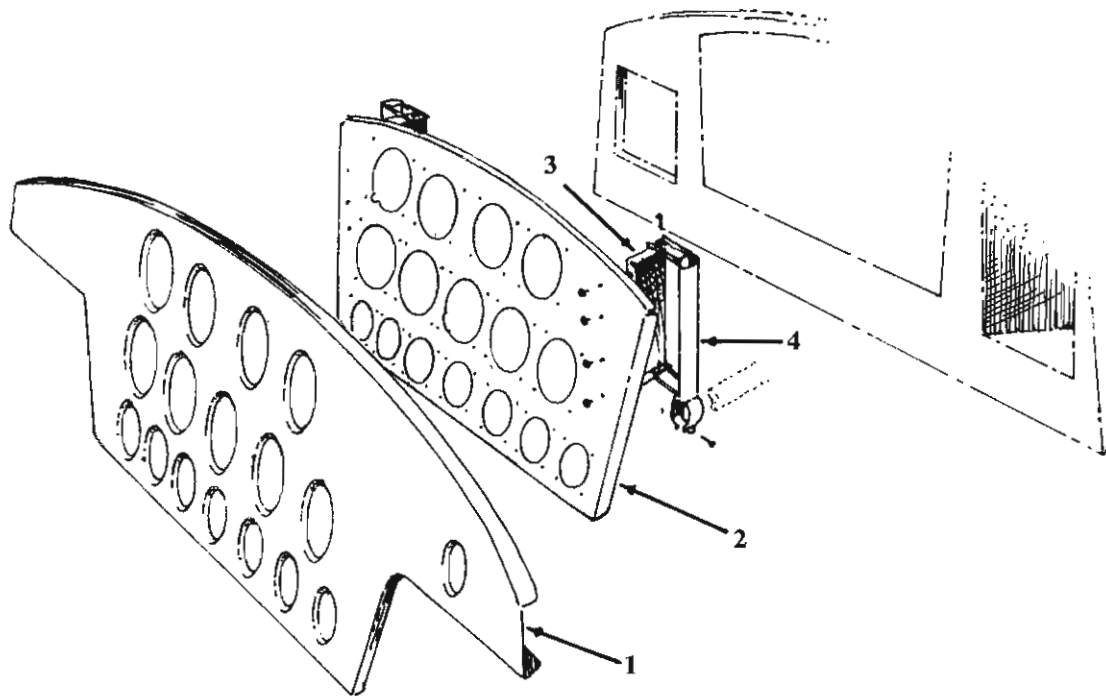
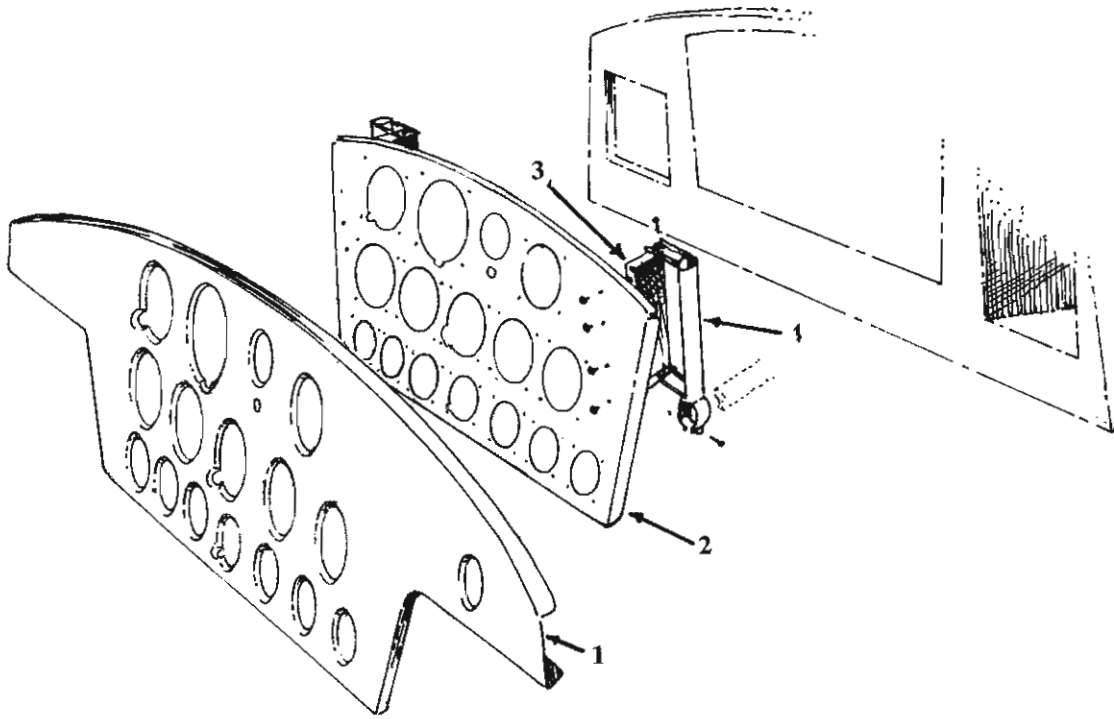


Fig. 23A. Full Gyro Instrument Panels



FIGURE & ITEM NO.	PART NUMBER	PART NAME	NO. REQ'D	MODEL
-------------------	-------------	-----------	-----------	-------

Fig. 23A-Top Illustration. Full Gyro Instrument Panel

THIS PANEL USES THE OLD STYLE ARTIFICIAL HORIZON.

23a	108-8932007K	PANEL ASSY. KIT*-Full Gyro Instrument	1	46-7-8
23a-1	108-8932006	Panel Assy.,-Indirect	1	46-7-8
23a-2	108-8932007	Panel Assy.,-Direct	1	46-7-8
23a-3	108-8932019	Bracket Assy.,-Instrument Panel	2	46-7-8
23a-4	108-8932020	Support Assy.,-Instrument Panel	2	46-7-8

*This Full Gyro Instrument Panel Kit DOES NOT come with the Instruments.
UNIVAIR can supply you with your instrument needs.

Fig. 23A-Bottom Illustration. Full Gyro Instrument Panel

THIS PANEL USES THE 3 1/8" ARTIFICIAL HORIZON.

23a	108-8932007-1K	PANEL ASSY. KIT*-Full Gyro Instrument	1	46-7-8
23a-1	108-8932006-1	Panel Assy.,-Indirect	1	46-7-8
23a-2	108-8932007-1	Panel Assy.,-Direct	1	46-7-8
23a-3	108-8932019	Bracket Assy.,-Instrument Panel	2	46-7-8
23a-4	108-8932020	Support Assy.,-Instrument Panel	2	46-7-8

*This Full Gyro Instrument Panel DOES NOT come with Instruments.
UNIVAIR can supply your Instrument needs.



STINSON DIVISION UNIVAIR AIRCRAFT CORPORATION



54

PURE & EM NO.	PART NUMBER		PART NAME	NO. REQ'D	MODEL
---------------	-------------	--	-----------	-----------	-------

Figure 24—1946-47-48 Fuselage Electrical System

24-1	71-1118823		Relay, Starter	1	46-47
24-1	108-70-111226-5		Relay, Battery, (master)	1	48
24-2	8446		Condenser 2MFD-50 VOLT	1	46-7-8
24-3	118263		Voltage Regulator (Purchase from Aircooled Motors)	1	46-7-8
24-4	A-2064	N	Tail Light Assy.	1	46-7-8
24-4	A-2103-1	N	Lens-Tail Light	1	46-7-8
24-4	GE-93		Bulb-Tail Light	1	46-7-8
24-5	89		Bulb-Dome Light	1	46-7-8
24-6	52		Light-Dome	1	46
24-7	CA-15/		Circuit Breaker	2	46-7-8
24-8	CA-20		Circuit Breaker	1	46
24-9	CA-30		Circuit Breaker	1	46-7-8
24-10	CA-40		Circuit Breaker	1	46-7-8
24-11	108-3061001		Cover Assy.-Battery Box	1	46-47
24-12	108-3061002		Box Assy.-Battery	1	46-47
24-13	108-3061004		Rod-Battery Tie Down	2	46-47
24-14	AW-12-25°	N	Battery	1	46-7-8
24-15	52-1		Lens-Dome Lite	1	46
24-15	19534		Lens-Dome Light	1	47-48
24-16	108-3032523-0		Grille Assy.-Dome Light and Radio Speaker	1	47
24-16	108-3032523-1		Grille Assy.-Dome Light and Radio Speaker	1	48
24-17	108-3061008-10*		Cable Assy.-Battery-Ground	1	46-47
24-17	108-3062012		Cable Assy.-Battery Cable	1	48
24-18	108-3061008-14*		Cable Assy.-Battery	1	46-47
24-19	CA-5		Circuit Breaker	1	47-48
24-20	AF-2550	N	Cradle-Battery	1	48
24-21	108-3062000-14		Drain Tube-Battery	1	48

Figure 25—1946-47-48 Radio Installation

25-1	ML4AP1A-2		Radio Power Unit	1	46
25-2	ML4AS-1B-2		Radio Transmitter Receiver	1	46
25-2	LX528		Radio Transmitter Receiver	1	47-48
25-2	LX528-CA2-A		Radio Transmitter Receiver	1	48
25-3	210-S		Microphone	1	46
25-3	1D471	N	Microphone	1	47-48
25-4	P7770053P1		Radio Loudspeaker	1	46
25-4	85B051		Radio Loudspeaker	1	47
25-4	L401		Radio Loudspeaker	1	48
25-5	108-3031503		Baffle Board Assy.-Radio Loudspeaker	1	46
25-5	108-3032503		Baffle Board Assy.-Radio Loudspeaker	1	47-48

** For Airplanes Serial 108-3882 and Up

/ Two required on 108-1 through 108-3500. One required on 108-3501 and Up

° For Airplanes Serial 108-1990 and Up

* For Airplanes Serial 108-1 through 108-3500



STINSON DIVISION UNIVAIR AIRCRAFT CORPORATION

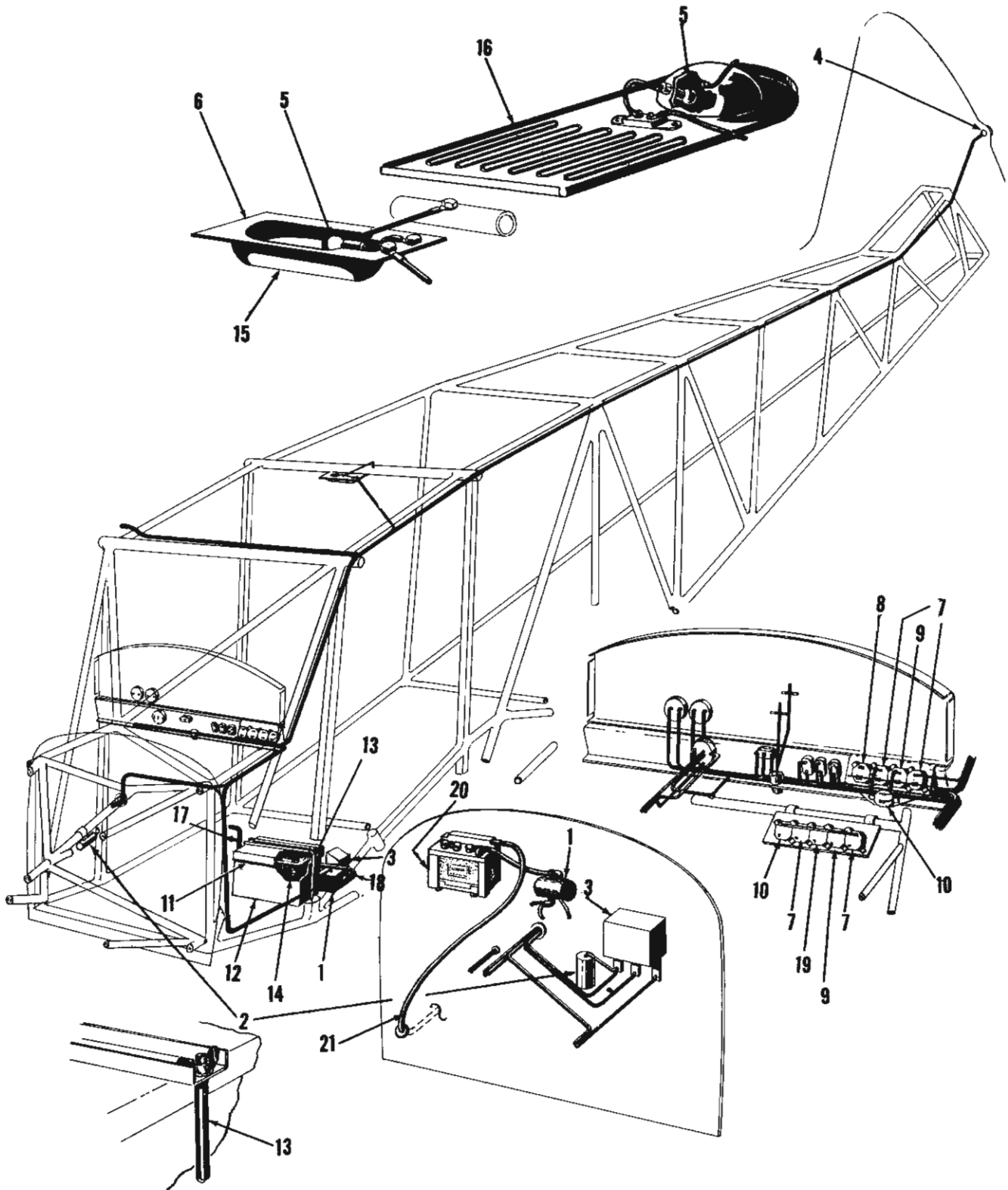


Figure 24—1946-47-48 Fuselage Electrical System




Figure 25—1946-47-48 Radio Installation



STINSON DIVISION UNIVAIR AIRCRAFT CORPORATION



FIGURE & ITEM NO.	PART NUMBER		PART NAME	NO. REQ'D	MODEL
25-6	108-3031507		Antenna Assy.-Loop	1	40
25-6	108-3032507/		Antenna Assy.-Loop	1	47
25-6	108-3032508#		Antenna Assy.-Loop	1	47-48
25-7	108-3031506		Spring-Loop Antenna	1	46-7-8
25-8	108-3031500-30		Loading Coil Assembly-Antenna	1	46
25-9	1060-01	N	Lead-In Insulator Assy.	1	46
25-9	4107500-2	N	Mast-Antenna	1	47
25-9	4107500-1	N	Mast-Antenna	1	48
25-10	1033-00		Insulator	1	46
25-10	1N-88***		Insulator	1	47-48
25-11	A-841-C		Tension Unit	1	46-7-8
25-12	108-3031501		Support Assy.-Radio	1	46
25-12	108-3032501		Support Assy.-Radio	1	47-48
25-13	108-3031504		Grille-Radio Loudspeaker	1	46
25-14	108-3031505		Retainer	1	46
24-14	108-3032522		Retainer	1	47-48
25-15	108-3031500-32		Indicator Lamp Assy.	1	46
25-16	108-3032500-410		Antenna Assy.-"V" Type	1	48

Figure 26—1946-47-48 Fuselage Fuel System

26-1	K-2250- $\frac{1}{4}$	N	Strainer-Fuel	1	46-47
26-1	K-2250-3/8*	N	Strainer-Fuel	1	47
26-1	K-2250-B1	N	Strainer-Fuel	1	48
26-2	44725°°		Valve-Fuel System Selector	1	46-47
26-2	44745*		Valve-Fuel System Selector	1	47-48
26-3	108-6221100-52%		Tube Assy.-Valve to Strainer	1	46-47
26-3	108-6222100-52*		Tube Assy.-Valve to Strainer	1	47-48
26-4	108-6221100-10%		Tube Assy.-Tank to Valve-RH	1	46-47
26-4	108-6222100-10*		Tube Assy.-Tank to Valve-RH	1	47-48
26-5	108-6221100-8%		Tube Assy.-Tank to Valve-LH	1	46-47
26-5	108-6222100-8*		Tube Assy.-Tank to Valve-LH	1	47-48
26-6	108-6221101%		Hose Assy.-Fuel System	1	46-47
26-6	108-6222101*		Hose Assy.-Fuel System	1	47-48
26-7	167-D	N	Primer	1	46-7-8
26-8	108-6221100-44		Tube Assy.-Strainer to Primer	1	46
26-8	108-6222100-32		Tube-Strainer to Primer	1	47-48
26-9	108-6221100-14		Tube Assy.-Primer to Tee	1	46
26-9	108-6222100-32		Tube-Primer to Tee	1	47-48
26-10	108-6221100-16%		Tube Assy.-Tee to Spray Fitting	2	46-47
26-10	108-6222100-28*		Tube Assy.-Tee to Spray-Fitting	2	47-48

- / For Airplanes Serial 108-743 through 108-1469
- # For Airplanes Serial 108-1470 and Up
- °° For Airplanes Serial 108-1441 through 108-2249
- % For Airplanes Serial 108-1 through 108-2249
- * For Airplanes Serial 108-2250 and Up
- *** Three required on Serial 108-3501 and Up

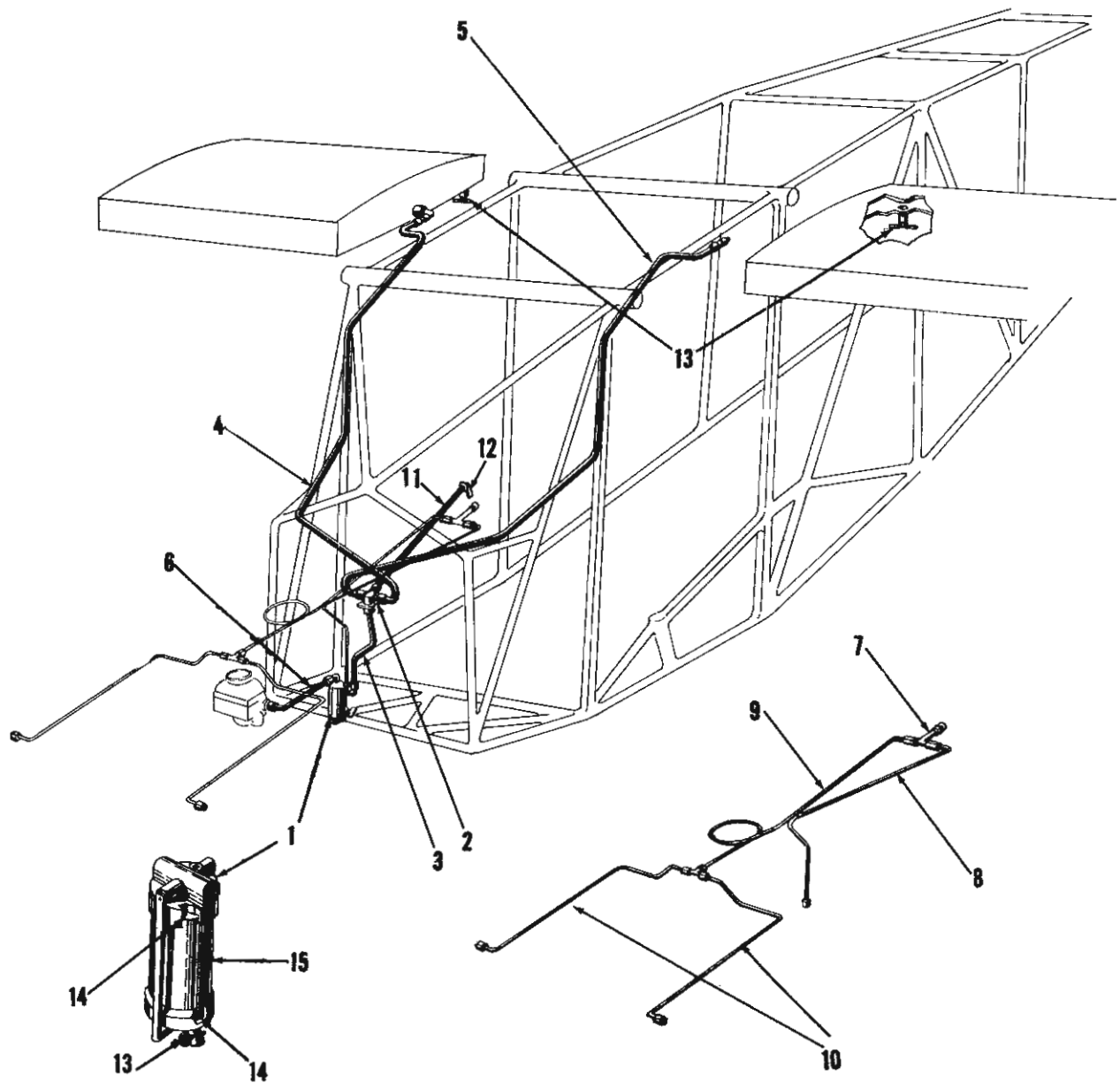


Figure 26—1946-47-48 Fuselage Fuel System



STINSON DIVISION UNIVAIR AIRCRAFT CORPORATION



FIGURE & ITEM NO.	PART NUMBER		PART NAME	NO. REQ'D	MODEL
26-11	108-3021103-0		Shaft Assy.-Fuel Valve	1	46
26-11	108-3021103-1##		Shaft Assy.-Fuel Valve	1	47
26-11	108-6222106#		Shaft Assy.-Fuel Valve	1	47-48
26-11	108-6221106°°		Shaft Assy.-Fuel Valve	1	47
26-12	1902694		Handle-Fuel Valve	1	46-7-8
26-13	K9000A-1	N	Drain Valve	3	46-7-8
26-14	2212A		Gasket-Fuel Strainer	2	46-7-8
26-15	2255B	N	Bowl-Fuel Strainer	1	46-7-8

Figure 27—1946-47-48 Brake Master Cylinder Installation

27-1	108-6221502-0*		Control Assy.-Parking Brake	1	46-7-8
27-1	108-6221502-4**		Control Assy.-Parking Brake	1	48
27-2	108-5101310-6*		Bridle-Parking Brake Control	1	46-7-8
27-2	108-5101310-8**		Bridle-Parking Brake Control	1	48
27-3	108-5101303*		Coil Assy.-Brake Cylinder Outlet	2	46-7-8
27-4	108-5101305*		Support Assy.-Parking Brake Control	1	46-7-8
27-7	39520272*	N	Brake Cylinder	2	46-7-8
27-5			AN-23-15 Bolt	2	46-7-8
27-6			AN-23-11 Bolt	2	46-7-8
			AN-320-3 Nut	4	46-7-8
			AN-380-2-2 Cotter Pin	4	46-7-8
27-7	4408**	N	Brake Cylinder	2	48
27-8	39520273*	N	Pressure Tube and Reservoir	2	46-7-8
27-9	39510382	N	Eyebolt-Rod End	2	46-7-8
27-10	AN-316-4R*		Nut-Check	2	46-7-8
27-11	395-3682	N	Cover-Reservoir	2	46-7-8
27-12	395-3671	N	Spring-Tension	2	46-7-8
27-13	39510247*	N	Lever-Parking	2	46-7-8
27-14	39510292	N	Plug-Pipe	2	46-7-8
27-15	39510088*	N	Piston and Rod	2	46-7-8
27-16	AN-6227-7*	N	"O" Ring	2	46-7-8
27-17	395-3786	N	Spring-Piston Return	2	46-7-8
27-18	4479**	N	Lug-Top Mounting	1	48
27-19	AN-316-4R**		Nut	1	48
27-20	AN-442AD4-20**		Rivet	1	48
27-21	4484**	N	Lock-Parking	1	48
27-22	1/4 - 28 x 1/4**		Screw-Fillister Hd.	1	48
27-23	4454**	N	Cap-Reservoir	1	48
27-24	AN-565D6H3**		Set Screw-Socket Head. Cap Point	4	48
27-25	4482**	N	Spring-Parking Lock	1	48
27-26	477**	N	Stem	1	48
27-27	4483**	N	Stop-Piston	1	48

* For Airplanes Serial 108-1 through 108-3939

** For Airplanes Serial 108-3940 and Up

For Airplanes Serial 108-2250 and Up

For Airplanes Serial 108-743 through 108-1440

°° For Airplanes Serial 108-1441 through 108-2249



STINSON DIVISION UNIVAIR AIRCRAFT CORPORATION

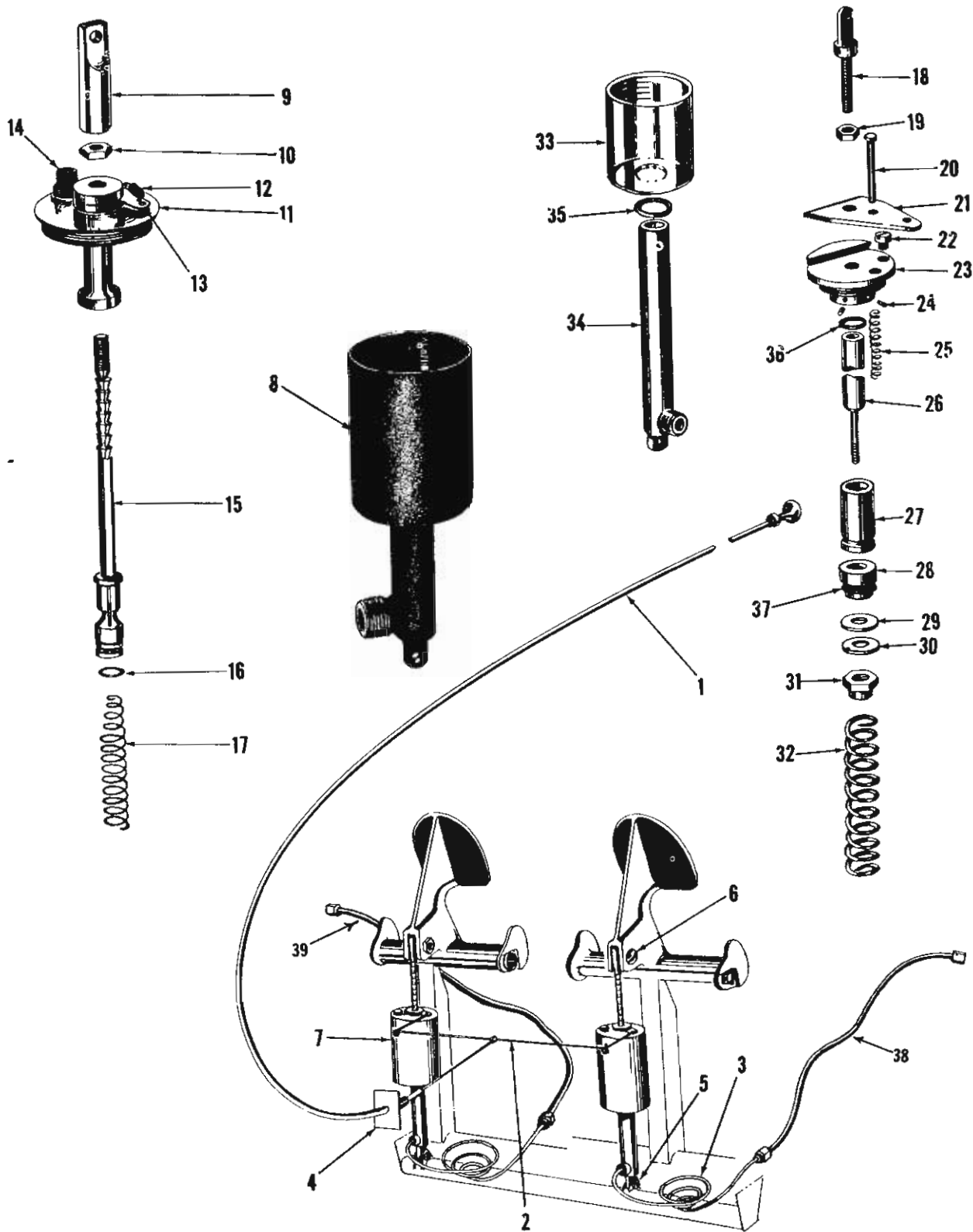


Figure 27—1946-47-48 Brake Master Cylinder Installation



STINSON DIVISION UNIVAIR AIRCRAFT CORPORATION



FIGURE & ITEM NO.	PART NUMBER		PART NAME	NO. REQ'D	MODEL
27-28	4476**	N	Piston Assy.	1	48
27-29	4468**	N	Washer	1	48
27-30	4485**	N	Spring Washer	1	48
27-31	4481**	N	Nut-Piston Return	1	48
27-32	4480**	N	Spring	1	48
27-33	4473**	N	Reservoir	1	48
27-34	4472**	N	Cylinder Assy.	1	48
27-35	1820-11**	N	"O" Ring (Linear)	1	48
27-36	4014**	N	Seal-Piston Stem	1	48
27-37	1825-43**	N	"U" Cup (Linear)	1	48
27-38	108-304000-30		Tube, Assy., LH	1	48
27-39	108-3041000-32		Tube, Assy., RH	1	48

Figure 28—1946-47-48 Alighting Gear Installation

28-1	108-5111000-0%		Beam Assy.-Landing Gear-LH-Includes Axle	1	46-7-8
28-1	108-5111000-1%		Beam Assy.-Landing Gear-RH-Includes Axle	1	46-7-8
28-1	108-5111000-2%%		Beam Assy.-Landing Gear-LH-Includes Ski Axle	1	48
28-1	108-5111000-3%%		Beam Assy.-Landing Gear-RH-Includes Ski Axle	1	48
28-2	108-5101103		Clamp Assy.-Landing Gear Strut Fairing-Upper	2	46-7-8
28-3	108-5111004%		Axle Assy.-Landing Gear	2	46-7-8
28-3	108-5611001%%		Axle Assy.-Landing Gear	2	48
28-11			AN-6-24A Bolt	1	46-47
			AN-960-616 Washer	1	46-47
			AN-365-624 Nut	1	46-47
28-4	108-5101000-14	N	Tire-7.00-6 - 4 Ply Heavy Duty	2	46-7-8
28-4	108-5101000-16	N	Tube-7.00-6	2	46-7-8
28-5	108-5111006		Nut-Landing Gear Wheel Adjustment-Goodyear	2	46-7-8
28-5a	108-3112006-6		Nut-Landing Gear Wheel Adjustment-Cleveland SN 4435-4476	2	48
28-6	108-5101104		Bracket Assy.-Wheel Pant Outer	2	46-7-8
28-7			AN-394-57 Clevis Pin	1	46-7-8
			AN-380-2-2 Cotter Pin	1	46-7-8
28-8	108-5101007#		Shield-Landing Gear Wheel Brake	2	46
28-8	108-5101008##		Shield-Landing Gear Wheel Brake	2	46-7-8
28-9			AN-4-10A Bolt (See Fig. 29, Item 1)	6	46-7-8
28-10	108-5101105-0		Bracket Assy.-Wheel Pant Inner-LH	1	46-7-8
28-10	108-5101105-1		Bracket Assy.-Wheel Pant Inner-RH	1	46-7-8
28-12	108-5111005		Pin-Landing Gear Hinge	2	46-7-8
28-13	108-5111003		Bushing-Landing Gear Hinge Pin	2	46-7-8
28-14			AN-960-1216 Washer	As Req'd	46-7-8
28-15			AN-960-1216L Washer	As Req'd	46-7-8
28-16	108-5181000		Strut Assy.-Landing Gear Shock	2	46-7-8
28-17			AN-6-14 Bolt	1	46-7-8
			AN-960-616 Washer	2	46-7-8
			AN-310-6 Nut	2	46-7-8
			AN-380-3-4 Cotter Pin	2	46-7-8
28-18			AN-6-21 Bolt	1	46-7-8
28-19	108-5101304		Hose Assy.-Flexible Brake	2	46-7-8

For Airplanes Serial 108-1 through 108-81 and 108-83 through 108-111

For Airplanes Serial 108-82, 108-112 and Up

** For Airplanes Serial 108-3940 and Up

% For Airplanes Serial 108-1 through 108-4124

%% For Airplanes Serial 108-4125 and Up

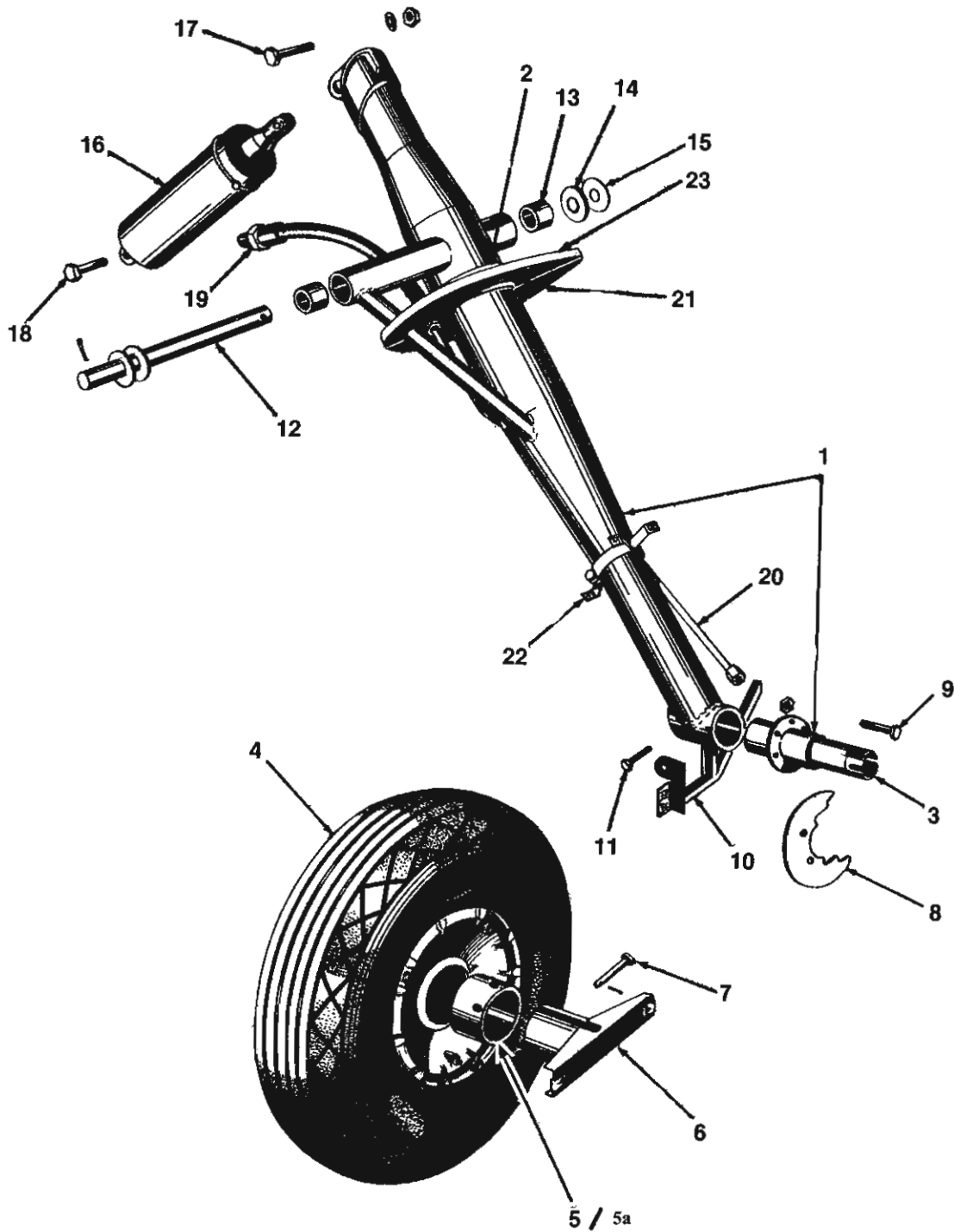


Figure 28—1946-47-48 Alighting Gear Installation



STINSON DIVISION UNIVAIR AIRCRAFT CORPORATION



FIGURE & ITEM NO.	PART NUMBER	PART NAME	NO. REQ'D	MODEL
28-20	108-5102017	Brakeline-Cleveland	2	48
28-20	108-5101000-18	Brake Line Assembly (Not Formed)	2	46-7-8
28-21	108-5101102-8	Bulkhead-Landing Strut Fairing-LH	1	46-7-8
28-21	108-5101102-9	Bulkhead-Landing Strut Fairing-RH	1	46-7-8
28-22	108-5101107	Clamp Assy.-Landing Gear Fairing-Lower	2	46-7-8
28-23	108-5101102-6	Bulkhead-Landing Strut Fairing-IH	1	46-7-8
28-23	108-5101102-7	Bulkhead-Landing Strut Fairing-RH	1	46-7-8

Figure 29—1946 Main Wheel and Brake Details (High Flange)

29-1	39520292#	N	Brake Assy.-with Disc	2	46
			AN-4-10A Bolt	6	46
			AN-960-416 Washer	6	46
			AN-365-428 Nut	6	46
29-2	3952598	N	Housing-Brake Cylinder	2	46
29-3	39529448	N	Inlet Plug	2	46
29-4	39530291	N	Rotating Disc	2	46
29-5	39511254	N	Lining-Stationary	2	46
29-6	39511256	N	Lining-Piston Side	2	46
29-7	395-2605	N	Pressure Plate	2	46
29-9	39510009	N	Piston	2	46
29-10	395-4486	N	Bleeder Screw Washer	2	46
29-12	395-3102	N	Tru Arc Lock Ring	2	46
29-13	395-4659	N	Bleeder Screw	2	46
29-14	395-2311	N	Wheel Assy.-Main	2	46
29-15	395-2244	N	Bearing Retainer Screw	8	46
29-15	395-2243	N	Bearing Retainer Screw Terminal	8	46
29-16	395-1043	N	Bearing Retainer Ring	4	46
29-17	13889(395-0476)	N	Bearing Cone-I.B. and O.B.	4	46
29-19	395-2313	N	Wheel Sub-Assy.-Outboard	2	46
29-20	13830(395-0477)	N	Bearing Cup-Outboard	2	46
29-21	395-2391	N	Wheel Sub-Assy.-Inboard	2	46
29-22	13830(395-0477)	N	Bearing Cup-Inboard	2	46
29-25	395-2345	N	Bolt	6	46
29-26	39520435	N	Clip-Anti Rattle	8	46
29-27	39520657	N	Screw-Drive Key	16	46

For Airplanes Serial 108-1 through 108-81 and 108-83 through 108-111

29-26	9510212	N	Clip-Anti-Rattle	8	46
29-27	9520657	N	Screw-Drive Key	16	46

For Airplanes Serial 108-1 through 108-81 and 108-83 through 108-111

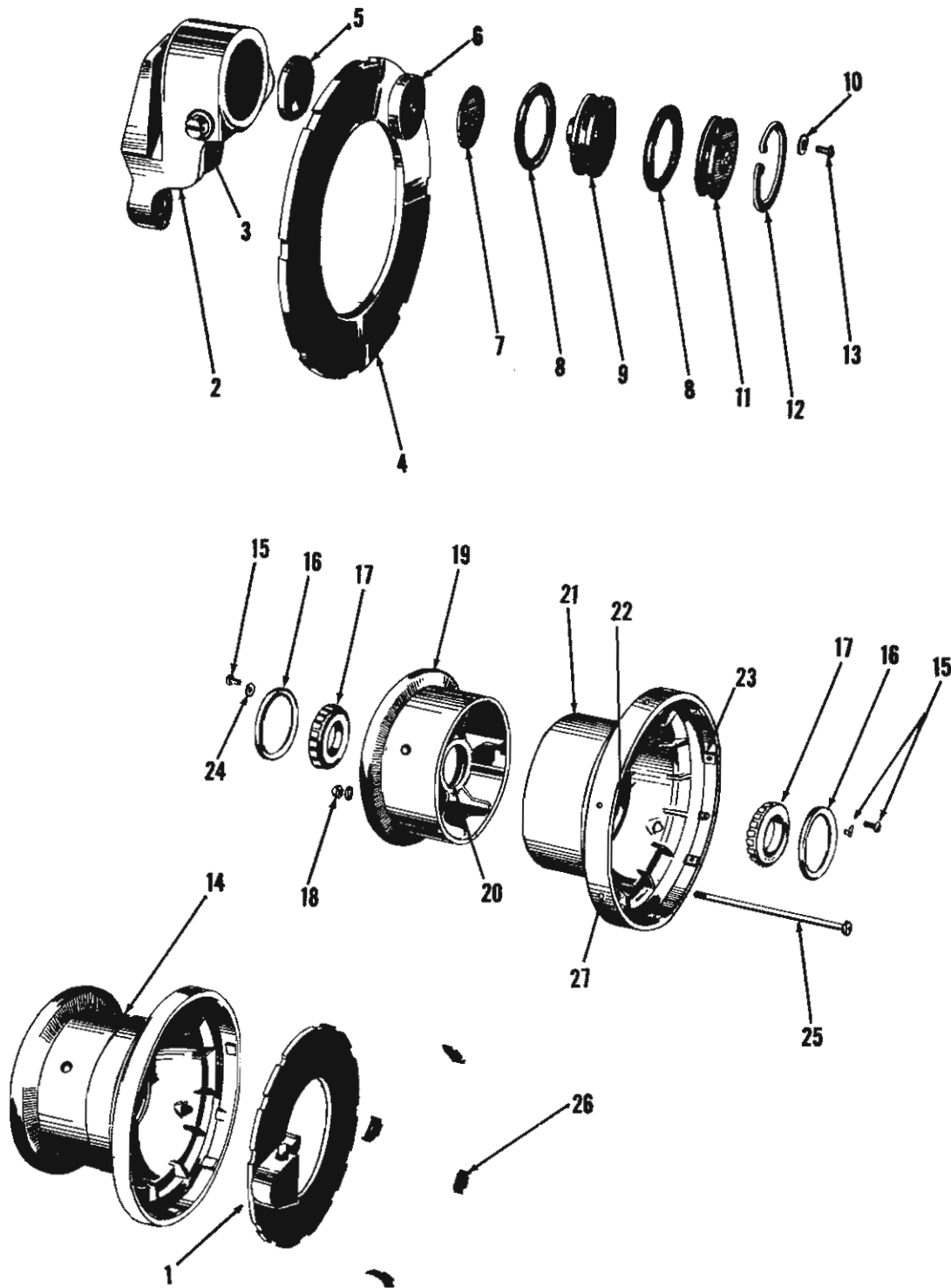


Figure 29—1946 Main Wheel and Brake Details (High Flange)

STINSON DIVISION UNIVAIR AIRCRAFT CORPORATION



FIGURE & ITEM NO.	PART NUMBER	PART NAME	NO. REQD.	MODEL
-------------------	-------------	-----------	-----------	-------

Figure 30—1946-47-48 Main Wheel and Brake Details (Low Flange)

30-1	395-3472	Wheel Assy.-Main	2	46-7-8
30-2	395-3474	Wheel Sub-Assy.-Inboard Half	2	46-7-8
30-3	395-2313	Wheel Sub-Assy.-Outboard Half	2	46-7-8
30-4	13889(395-0476)	Bearing Cone-Inboard and Outboard	4	46-7-8
30-5	395-1043	Ring-Bearing Retaining	4	46-7-8
30-6	395-2244	Screw-RH-6 x 3/2 x 1/4	8	46-7-8
30-7	395-2243	Locking Terminal	8	46-7-8
30-8	395-2345	Bolt	6	46-7-8
30-9	AN-365-428	Nut	6	46-7-8
30-10	AN-960-4161	Washer	6	46-7-8
30-11	13830(395-0477)	Cup Bearing	4	46-7-8
30-12	39520093##	Brake Assy.-With Disc	2	46-7-8
30-13	39520448	Inlet Plug	2	46-7-8
30-14	AN-902-4(395-5761)	Washer-Inlet	4	46-7-8
30-15	395-3535	Brake Housing Sub-Assy.	2	46-7-8
30-16	395-3536	Piston	2	46-7-8
30-17	AN-6227-29	Seal-Piston	2	46-7-8
30-18	AN-6220-2	Seal-Cylinder Head	2	46-7-8
30-19	395-3537	Cylinder Head	2	46-7-8
30-20	395-4659	Bleeder Screw #10-24 x 14	2	46-7-8
30-21	395-3102	Locking	2	46-7-8
30-22	39511265	Lining-Stationary	2	46-7-8
30-23	39511264	Lining-Movable	2	46-7-8
30-24	39523482	Clip-Disc-Anti Rattle	8	46-7-8
30-25	39530287	Disc-1/4"	2	46-7-8
30-26	39520657	Screw-Drive Key	16	46-7-8
30-27	39520101	Drive Key	16	46-7-8

Figure 30A—1948 Brake Assy. For Airplanes 108-3993, 108-3995 and up.

30A-1	39521239	Brake Assy.-Complete	2	48
30A-2	39530287	Disc	2	48
30A-3	39530409	Housing-Brake Cylinder	2	48
30A-4	39520448	Plug-Inlet	2	48
30A-5	395-5761	Gasket-Inlet	4	48
30A-6	39511271	Brake Lining-(Stationary)	2	48
30A-7	39511269	Brake Lining-(Piston Side)	2	48
30A-8	39523482	Clip-Disc	8	48
30A-9	395-3383	Dot Fastener(See Goodyear Service Letter 9-30-59)	2	48
30A-10	39510155	Piston	2	48
30A-12	39510731	Cylinder Head	2	48
30A-13	395-4909	Washer-C'Sunk Teeth Lock	12	48
30A-14	395-5163	Screw-Unbrake Flat Hd. Cap	12	48
30A-15	39510957	Washer-Bleeder	4	48
30A-16	395-5054	Screw-Bleeder	4	48

For Airplanes Serial 108-82, 108-112 and up

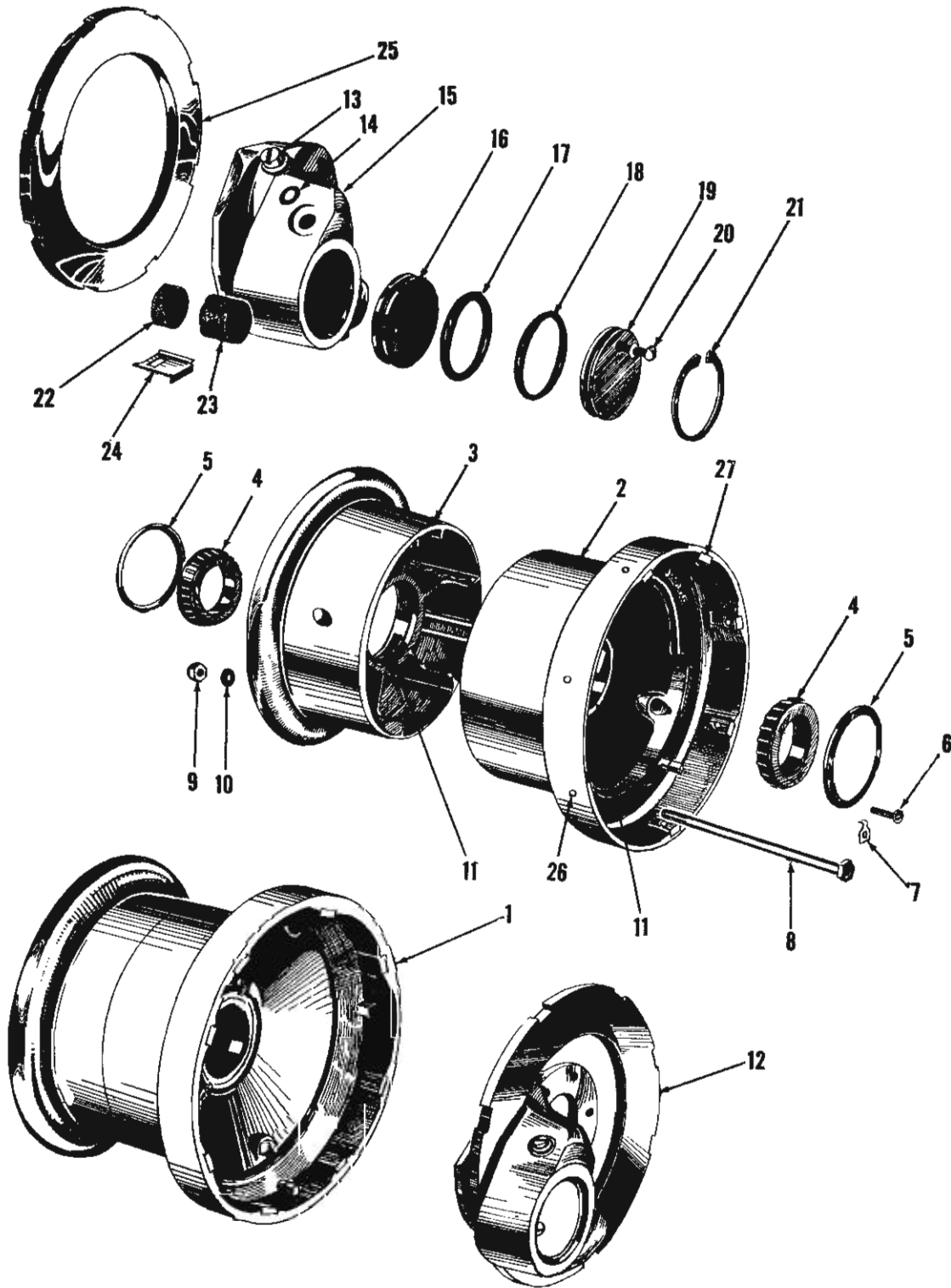


Figure 30—1946-47-48 Main Wheel and Brake Details (Low Flange)

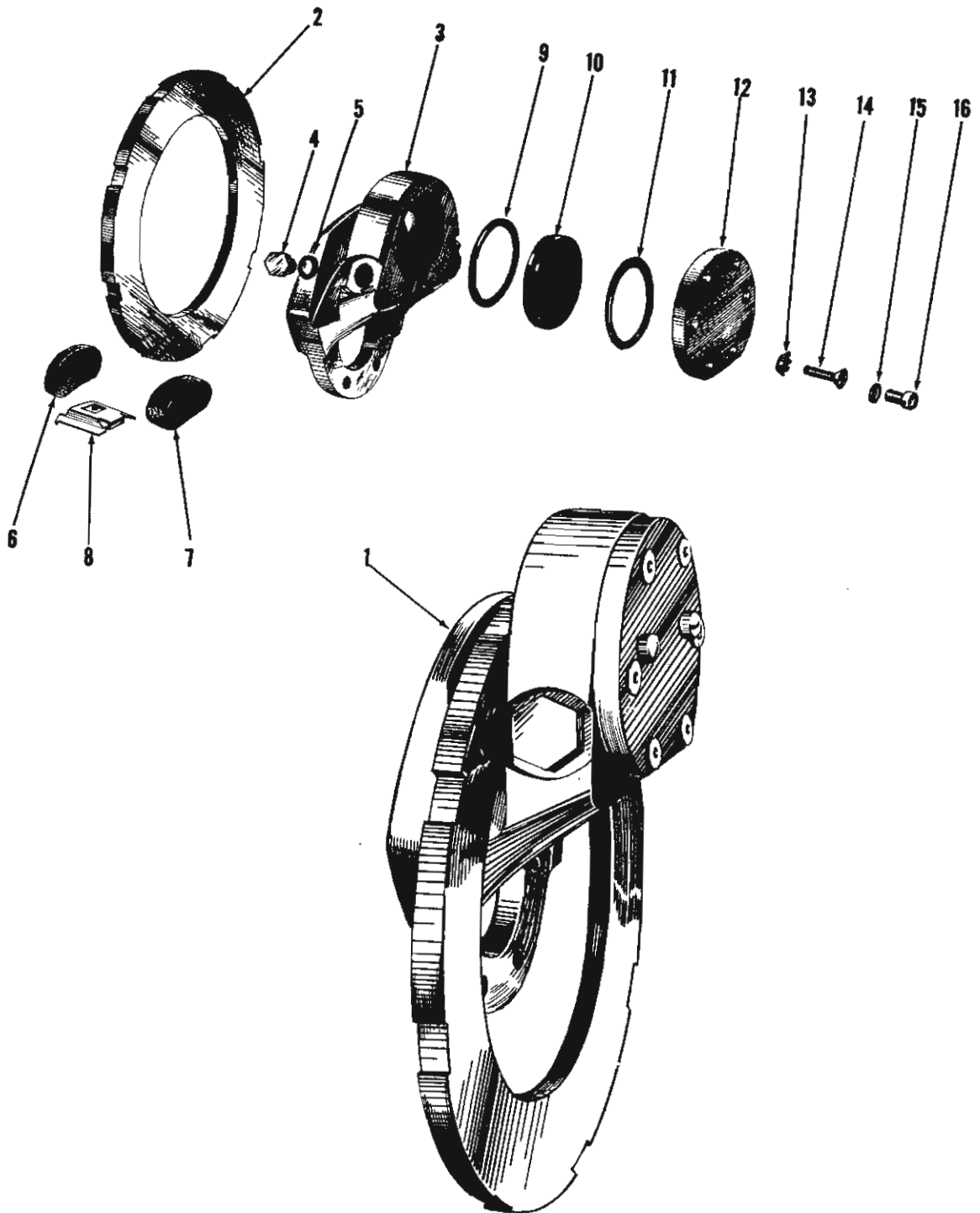


Figure 30A-1948 Brake Assy. For Airplanes 108-3993, 108-3995 and up.

CLEVELAND Brakes used on Serial Numbers 108-4435 through -4476.



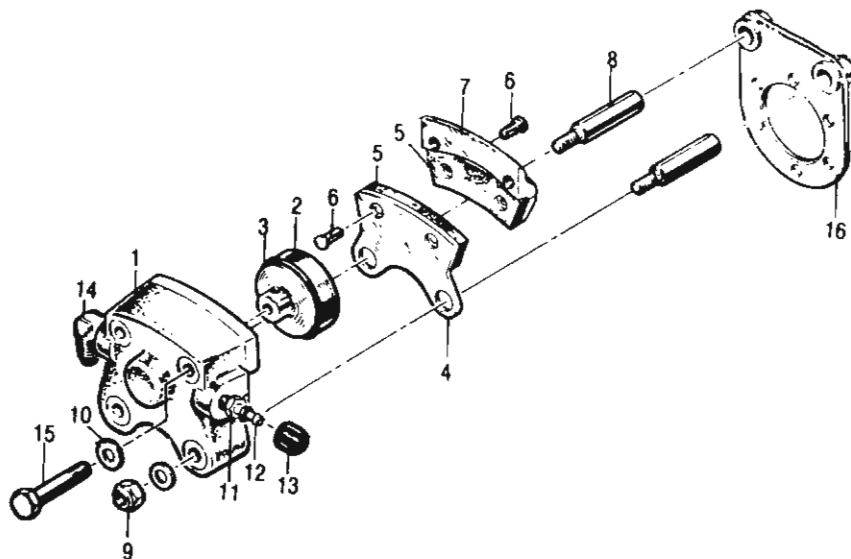
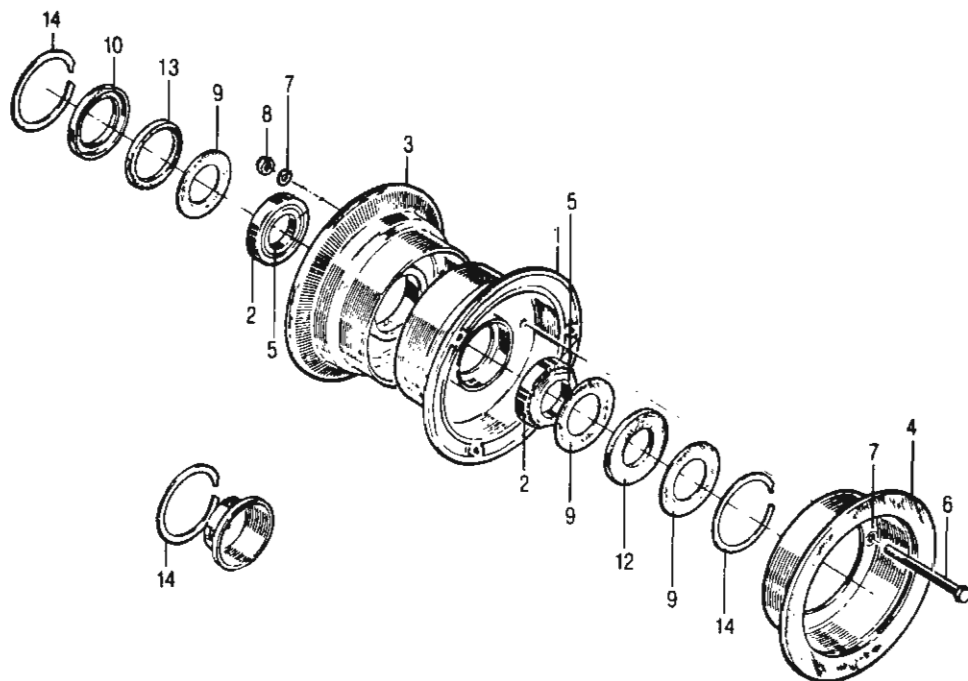
STINSON DIVISION UNIVAIR AIRCRAFT CORPORATION



FIGURE & ITEM NO.	PART NUMBER	PART NAME	NO. REQ'D	MODEL
-------------------	-------------	-----------	-----------	-------

7.00-6
Main Wheel Assembly 040-09704

[Use Tube Type Tires]



Brake Assemblies 6" 030-06315
Single Cylinder
Single Piston

Organic Lining

Fig. 30B. Cleveland Conversion Kit 199-08700

040-9704 Wheels
030-06315 Brakes



FIGURE & ITEM NO.	PART NUMBER	PART NAME	NO. REQ'D	MODEL
-------------------	-------------	-----------	-----------	-------

Fig. 30B-Top Illustration. Cleveland Wheel Assembly

30b-1	161-03000	Inner Wheel Half Assembly	1	46-7-8
30b-2	13836	Cup-Bearing	2	46-7-8
30b-3	162-02700	Outer Wheel Half Assembly	1	46-7-8
30b-4	164-02601	Brake Disc Assembly	1	46-7-8
30b-5	13889	Cone-Bearing	3	46-7-8
30b-6	AN5-35A	Bolt	3	46-7-8
30b-7	AN960-516	Washer	3	46-7-8
30b-8	AN365-524	Nut	3	46-7-8
30b-9	153-00400	Ring-Grease Seal	2	46-7-8
	153-00300	Ring-Grease Seal	1	46-7-8
30b-10	153-01500	Ring-Grease Seal	1	46-7-8
30b-12	154-00300	Felt-Grease Seal	1	46-7-8
30b-13	154-01300	Felt-Grease Seal	1	46-7-8
30b-14	155-00100	Ring Snap	2	46-7-8

Fig. 30B-Bottom Illustration. Cleveland Brake Assembly

	091-12200	Cylinder Assembly	1	46-7-8
30b-1	061-01900	Cylinder	1	46-7-8
	092-01700	Piston Assembly	1	46-7-8
30b-2	062-01600	Piston	1	46-7-8
30b-3	AN6230-2	O-Ring	1	46-7-8
	073-01100	Pressure Plate Assembly	1	46-7-8
30b-4	063-01200	Plate-Pressure	1	46-7-8
30b-5	066-03000	Lining	1	46-7-8
30b-6	105-00200	Rivet	2	46-7-8
	074-01000	Back Plate Assembly	1	46-7-8
30b-7	064-01500	Plate-Back	1	46-7-8
	066-03000	Lining	1	46-7-8
	105-00200	Rivet	2	46-7-8
30b-8	069-00400	Bolt-Anchor	2	46-7-8
30b-9	AN365-428	Nut	2	46-7-8
30b-10	AN960-416L	Washer	4	46-7-8
30b-11	081-00100	Seat-Bleeder	1	46-7-8
30b-12	079-00300	Screw-Bleeder	1	46-7-8
30b-13	183-00100	Cap-Bleeder	1	46-7-8
30b-14	AN822-4D	Fitting-Tube	1	46-7-8
30b-15	103-11600	Bolt-Lock	2	46-7-8
30b-16	075-03700	Torque Plate Assembly	1	46-7-8
	075-07700	Torque Plate Assembly	1	46-7-8



STINSON DIVISION UNIVAIR AIRCRAFT CORPORATION



FIGURE & ITEM NO.	PART NUMBER	PART NAME	NO. REQ'D	MODEL
-------------------	-------------	-----------	-----------	-------

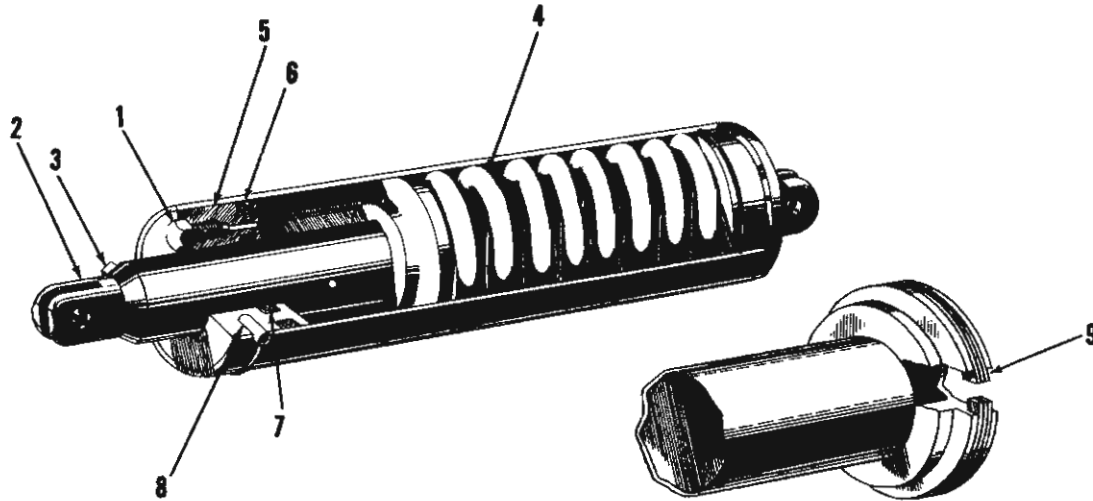


Figure 31—1946-47-48 Main Shock Strut

31-1	AN-74A4	Bolt	2	46-7-8
31-2	108-5181006	Plunger Assy.-Landing Gear Shock Strut	2	46-47
31-2	108-5182006	Plunger Assy.-Landing Gear Shock Strut	2	47-48
31-3		Plug-1/8" Pipe	2	46-7-8
31-4	108-5181001	Spring-Landing Gear Shock Strut	2	46-7-8
31-5	108-5181007	Retainer-Landing Gear Shock Strut-Packing	2	46-7-8
31-6	AN-6227-34	Seal-Landing Gear Shock Strut	2	46-7-8
31-7	AN-6227-28	Seal-Landing Gear Shock Strut	2	46-7-8
31-8	108-5181008	Pin	12	46-7-8
31-9	108-5182006-12*	Ring-Piston	6	47-48

* For Airplanes Serial 108-2790 and Up



FIGURE & ITEM NO.	PART NUMBER		PART NAME	NO. REQ'D	MODEL
-------------------	-------------	--	-----------	-----------	-------

Figure 32—1946-47-48 Tail Wheel Installation

32-1	45-2000	N	Wheel Assy.-Tail	1	46-7-8
			AN-8-14A Bolt	1	46-7-8
			AN-960-816 Washer	1	46-7-8
			AN-365-820 Nut	1	46-7-8
32-2	2632	N	Spring-Tail Wheel Steering	2	46-7-8
32-3	108-5311000-10		Bushing-Tail Wheel Spring Installation	1	46-7-8
32-4	108-5311000-12*		Bushing-Tail Wheel Spring Installation	1	46-7-8
32-6	108-5311002-2		Spring Assy.-Tail Wheel Cantilever	1	46-7-8
32-5			AN-5-25 Bolt	1	46-7-8
			AN-310-5 Nut	1	46-7-8
			AN-380-2-2 Cotter Pin	1	46-7-8
			AN-520-10R16 Screw	1	46-7-8
			AN-960-10 Washer	2	46-7-8
			AN-364-1032 Nut	1	46-7-8
			AN-365-428 Nut	4	46-7-8
32-7	108-5311003-2		Fitting Assy.-Tail Wheel Spring	1	46-7-8
32-8	108-5311005		"U" Bolt-Tail Wheel Spring	2	46-7-8
32-9	108-5311004		Bushing-Tail Wheel Spring	1	46-7-8
32-10	108-5311000-6		Cushion-Tail Wheel Spring	1	46-7-8

* For Airplanes Serial 108-1 through 108-2809

Figure 33—1946-47-48 Tail Wheel Details

33-1	1840	N	Wheel Assy.-Tail	1	46-7-8
33-2	1863	N	Grease Retainer	1	46-7-8
33-3	1862	N	Spacer-Grease Retainer	1	46-7-8
33-4	1883	N	Bearing-Tail Wheel	2	46-7-8
33-6	1879	N	Tire-Tail Wheel	1	46-7-8
33-8	AN-380-3-3		Cotter Pin	1	46-7-8
33-9	AN-960-816		Washer-Tail Wheel	1	46-7-8
33-10	AN-320-8		Nut	1	46-7-8
33-11	-----		Screw-#4 x 1/4	3	46-7-8
33-12	2035		Retainer-Grease (Not Sold Separately-See Hub Cap Assy)	1	46-7-8
33-13	1842		Cap-Hub (Not Sold Separately-See Hub Cap Assy.)	1	46-7-8
33-13	1882	N	Cap Assy.-Hub	1	46-7-8
33-14	AC-365-1032		Nut	3	46-7-8
33-15	AN-501-1024		Screw	3	46-7-8
33-16	2078	N	Fork-Tail Wheel	1	46-7-8
33-17	1800	N	Bushing-Tail Fork	1	46-7-8
33-18	1781		Cap-Bushing-Tail Fork	1	46-7-8
33-19	3102	N	Bracket Assy.-Tail Fork	1	46-7-8
33-20	1709	N	Arm Assy.-Tail Fork	1	46-7-8
33-21	2085	N	Shim-Tail Fork	1	46-7-8
33-22	2346	N	Washer-Tail Fork	1	46-7-8
33-23	AC-364-720		Nut	1	46-7-8



STINSON DIVISION UNIVAIR AIRCRAFT CORPORATION

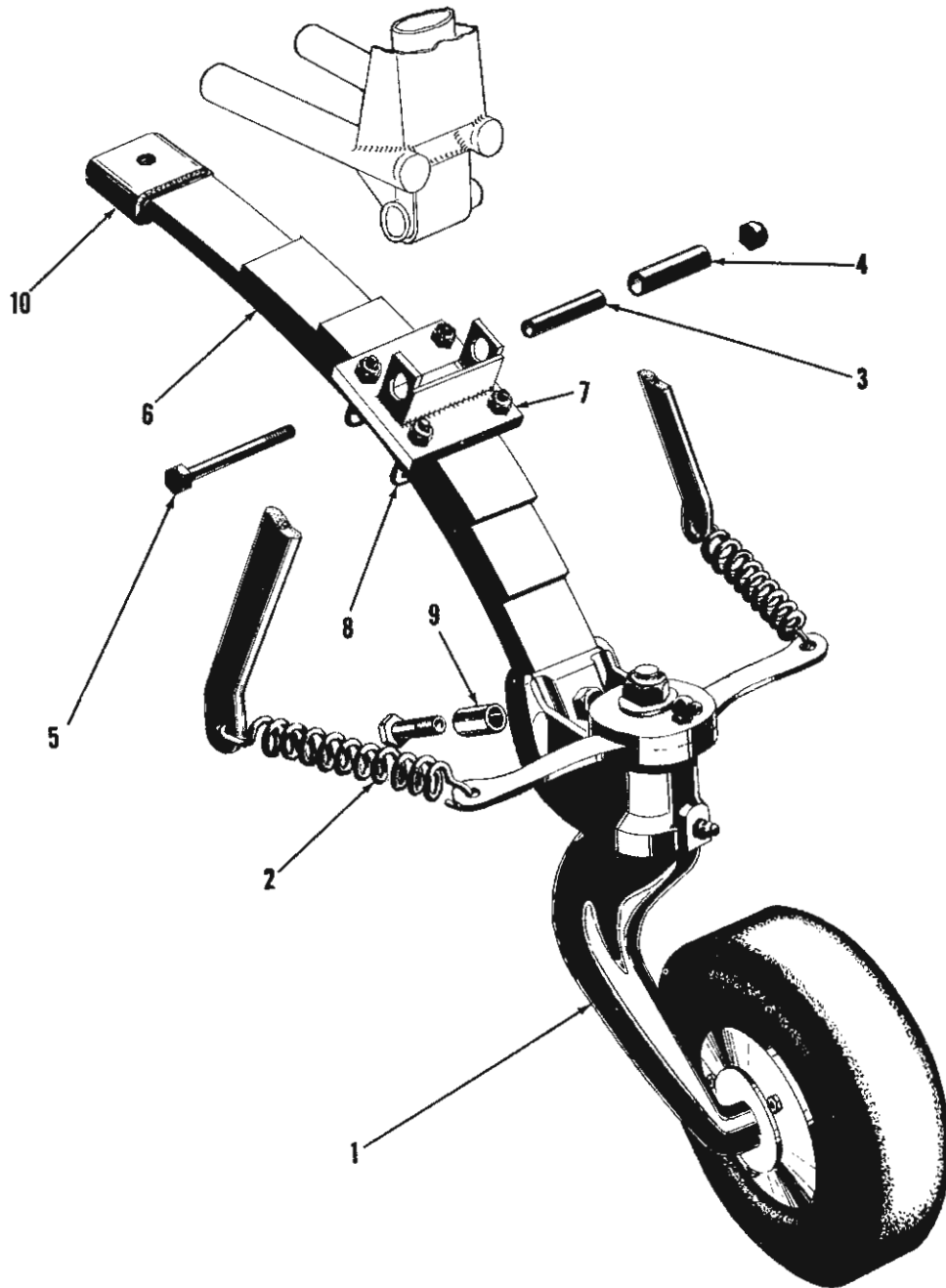


Figure 32—1946-47-48 Tail Wheel Installation

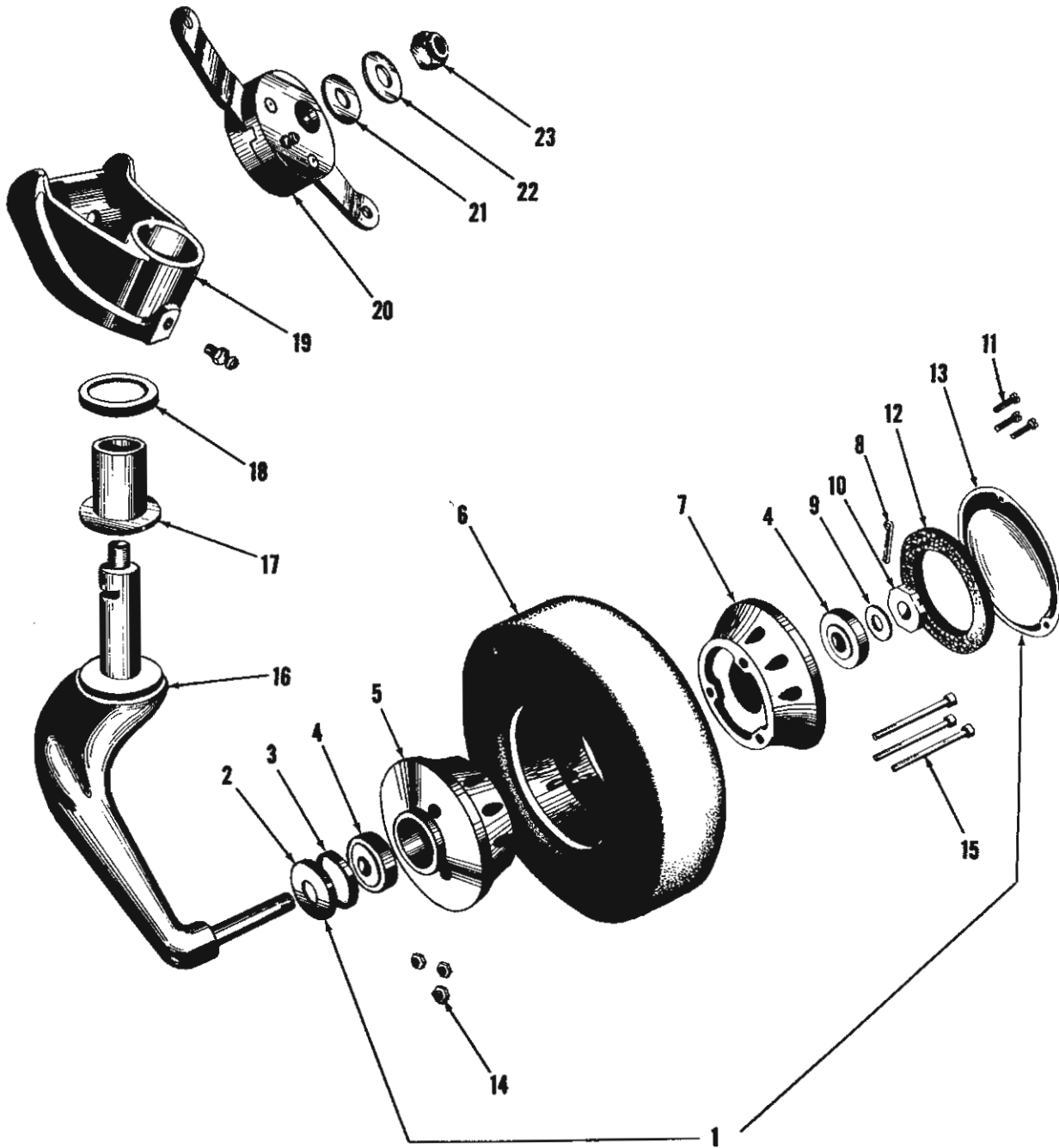


Figure 33—1946-47-48 Tail Wheel Details



STINSON DIVISION UNIVAIR AIRCRAFT CORPORATION



FIGURE & ITEM NO.	PART NUMBER	PART NAME	NO. REQ'D	MODEL
-------------------	-------------	-----------	-----------	-------

Figure 34—1946-47-48 Power Plant Installation

34-1	17420°	Engine (Purchase from Aircooled Motors)	1	46
34-1	17753%	Engine (Purchase from Aircooled Motors)	1	46-47
34-1	19400##	Engine (Purchase from Aircooled Motors)	1	47-48
34-2	1101877	Generator (Purchase from Aircooled Motors)	1	46-7-8
34-3	108-6201000-28	Tube-Blast-Generator	1	46-7-8
34-4	1109651	Starter (Purchase from Aircooled Motors)	1	46-7-8
34-5	-----	Engine Breather Line (Purchase from Aircooled Motors)	1	46-7-8
34-6	108-6221204	Baffle Assy.-Engine Rear Cooling	1	46-7-8
34-7	108-6221203	Baffle-Engine LH Side Cooling	1	46-7-8
34-8	108-6221202	Baffle-Engine RH Side Cooling	1	46-7-8
34-9	108-6221206-0	Baffle Assy.-Engine Front LH Cooling	1	46
34-9	108-6221206-1()	Baffle Assy.-Engine Front LH Cooling	1	47
34-9,	108-6222219/	Baffle Assy.-Engine Front Cooling (One Piece)	1	47-48
10, 11				
34-10	108-6221216**	Baffle Assy.-Engine Front RH Cooling	1	46-47
34-11	108-6221217**	Baffle-Engine Front Center Cooling	1	46-47
34-13	108-6211000#	Mount Assy.-Engine	1	46-47
34-12		AN-6-35 Bolt	4	46-7-8
		AN-310-6 Nut	4	46-7-8
		AN-380-3-3 Cotter Pin	4	46-7-8
34-14		AN-6-37 Bolt	4	46-7-8
34-14A	020-10246	Bushing, engine mount	4	46-7-8
		AN-310-6 Nut	4	46-7-8
		AN-380-3-3 Cotter Pin	4	46-7-8
34-13	108-6212000##	Mount Assy.-Engine	1	47-48
		AN-6-36 Bolt	4	47-48
		AN-310-6 Nut	8	47-48
		AN-380-3-4 Cotter Pin	8	47-48
34-14		AN-6-37 Bolt	4	47-48
34-14A	020-10246	Bushing, engine mount	4	46-7-8
34-15	108-6921001-6°	Propeller-76-JA-53	1	46
34-15	108-6921001-8°	Propeller-76-JR-53	1	46-7-8
34-16	108-6921000-2	Spinner Assembly-Metal prop.	1	46
34-16	108-6921000-1	Spinner Assembly-Wood prop.	1	46-7-8
	108-6921000-6	Spinner Cone-Wood prop.	1	46-7-8
	108-6921000-30	Spinner Cone-Metal prop.	1	46-7-8
A	108-6921000-22	Plate, rear (spinner)	1	46-7-8
B	108-6921000-20	Plate, front (spinner)	1	46-7-8
C	108-6922006-10	Plate, spacer (McCauley prop.)	2	46-7-8
D	108-6922006-8	Bushing, spacer (McCauley prop.)	8	46-7-8
E	020-17662	Bolts, prop.	8	46-7-8
34-17	108-6221814	Spring-Cabin Heat Deflector	1	46

° For Airplanes Serial 108-1 through 108-35; 108-37 through 108-41; 108-44; 108-46 through 108-51; 108-54; 108-57, 108-65, 108-70, 108-87 through 108-96

34-18	108-6221815#	Clamp Assy.-Air Induction Cuff	4	46-47
34-18	108-6222815##	Clamp Assy.-Air Induction Cuff	4	47-48

°° For Airplanes Serial 108-36; 108-42; 108-43; 108-45; 108-52; 108-53; 108-55; 108-56; 108-58 through 108-64; 108-66 through 108-69; 108-71 through 108-86; 108-97 and Up

% For Airplanes Serial 108-36; 108-42, 108-43, 108-45, 108-52, 108-53; 108-55; 108-56; 108-58 through 108-64; 108-66 through 108-69; 108-71 through 108-86; 108-97 through 108-2249

For Airplanes Serial 108-2250 and Up

() For Airplanes Serial 108-743 through 108-3109

/ For Airplanes Serial 108-3110 and Up

** For Airplanes Serial 108-1 through 108-3109

For Airplanes Serial 108-1 through 108-2249



STINSON DIVISION UNIVAIR AIRCRAFT CORPORATION

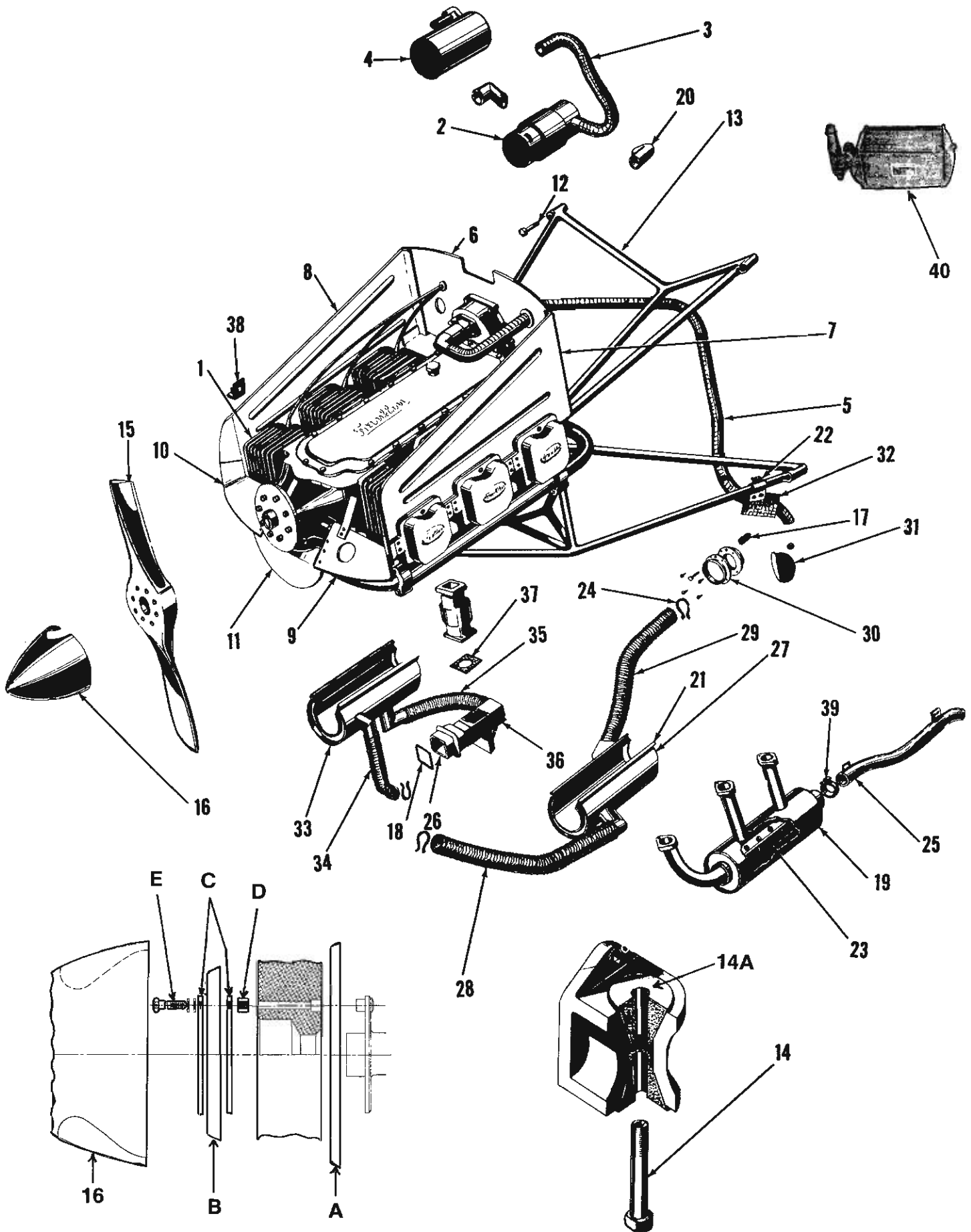


Figure 34—1946-47-48 Power Plant Installation



STINSON DIVISION UNIVAIR AIRCRAFT CORPORATION



FIGURE & ITEM NO.	PART NUMBER	PART NAME	NO. REQ'D	MODEL
34-19	108-6221702**	Muffler Assy.-Exhaust System(Does not include item 23)	2	46-47
34-19	108-6222702/	Muffler Assy.-Exhaust System (Does not include item 23)	2	47-48
34-20	108-6221213-0	Tube Assy.-Magneto Cooling-LH	1	46-7-8
34-20	108-6221213-1	Tube Assy.-Magneto Cooling-RH	1	46-7-8
34-21	108-6221704	Channel-Exhaust Muffler Wrap Attaching	4	46-7-8
34-22	108-6221705-1°°°	Clamp Assy.-Exhaust Tail Pipe Support-RH	1	46
34-22	108-6221705-0°°°	Clamp Assy.-Exhaust Tail Pipe Support-LH	1	46
34-22	108-6221709-6*	Support Angle-Tail Pipe-LH	2	46-7-8
34-22	108-6221709-7*	Support Angle-Tail Pipe-RH	2	46-7-8
34-23	108-6221708**	Tube-Exhaust Muffler-Perforated	2	46-47
34-23	108-6222708/	Tube-Exhaust Muffler-Perforated	2	47-48
34-24	2 1/8 x 3/4	Double Tite Wire Hose Clamp	8	46-7-8
34-25	108-6221711-0()	Tail Pipe-Exhaust-LH	1	46-47
34-25	108-6221711-1()	Tail Pipe-Exhaust-RH	1	46-47
34-25	108-6221703-0°°°	Tail Pipe-Exhaust System-LH	1	46
34-25	108-6221703-1°°°	Tail Pipe-Exhaust System-RH	1	46
34-25	108-6222711-0/	Tail Pipe-Exhaust-LH	1	47-48
34-25	108-6222711-1/	Tail Pipe-Exhaust-RH	1	47-48
34-26	108-6221801#	Cuff-Air Induction System	1	46-47
34-26	108-6222801##	Cuff-Air Induction System	1	47-48
34-27	108-6221209	Shroud Assy.-Cabin Heat	1	46
34-28	108-6201000-8	Duct 20"	1	46
34-29	108-6201000-6	Duct 17"	1	46
34-30	108-6221812-6	Collar-Flexible Hose Attaching	2	46
34-31	108-6221816	Deflector-Cabin Heat	1	46
34-32	108-6221706°°°	Strap-Exhaust Tail Pipe Support	2	46
34-32	108-6221710*	strap-Exhaust Tail Pipe Support	2	46-7-8
34-33	108-6221210#	Shroud Assy.-Carburetor Heat	1	46-47
34-33	108-6221210-2##	Shroud Assy.-Carburetor Heat	1	47-48
34-34	108-6202000-12	Duct 7"	1	46-7-8
34-35	108-6202000-10	Duct 18.50"	1	46-7-8
34-36	108-6221807#	Box Assy.-Carburetor Air Valve	1	46-47
34-36	108-6222807##	Box Assy.-Carburetor Air Valve	1	47-48
34-37	108-6221817#	Gasket-Carburetor Air Valve Box	1	46-47
34-37	108-6222817##	Gasket-Carburetor Air Valve Box	1	47-48
34-38	108-6022423	Clip-Cowl Prop Tube	1	47-48
34-39	108-6222715/	Clamp Assy.-Muffler Tail Pipe	2	47-48
34-40	108-6222804	Cooler, oil	1	46-7-8

** For Airplanes Serial 108-1 through 108-3109

/ For Airplanes Serial 108-3110 and Up

°°° For Airplanes Serial 108-1 through 108-111

For Airplanes Serial 108-1 through 108-2249

For Airplanes Serial 108-2250 and Up

* For Airplanes Serial 108-112 and Up



STINSON DIVISION UNIVAIR AIRCRAFT CORPORATION



FIGURE & ITEM NO.	PART NUMBER	PART NAME	NO. REQ'D	MODEL
-------------------	-------------	-----------	-----------	-------

Figure 35—1947-48 Engine Oil Drain Installation

35-1	108-6201011-200	Valve-Engine Oil Drain CCA 1700-1/2"	1	47-48
35-2	108-6201013	Block-Engine Oil Drain Valve	1	47-48
35-3	108-6201012	"U" Bolt-Oil Drain Valve Block	1	47-48
35-4	108-6201011-6	Tube-Engine Oil Drain	1	47-48
35-5	AN-842-12D	Elbow	1	47-48
35-6	GT-9	Clamp	4	47-48
35-7	AN-884-12-12	Hose	2	47-48
35-8	AN-844-12D	Elbow	1	47-48
35-9	AN-6227-9	"O" Ring	1	47-48

Figure 36—1946-47-48 Cowling Installation

36-1	108-6021401-26	Top Cowling Assy.	1	46-7-8
36-2	AN-251-2-34	Hinge-Cowling	2	46-7-8
36-3	108-6021401-70°	Bottom Cowling Assy.-(Includes Items 4, 5, 6, 7, 8, 9, 10 & 11	1	46-7-8
36-4	108-6021407	Moulding-Carburetor Air Intake Scoop	1	46-7-8
36-5	108-6021410	Vane-Carburetor Air Intake Scoop	1	46
36-5	108-6021411**	Vane-Carburetor Air Intake Scoop	1	46-7-8
36-6	108-6221804	Scoop-Carburetor Air Intake	1	46-7-8
36-7	108-6221803	Duct Assy.-Oil Cooler Air	1	46
36-7	108-6222803	Duct Assy.-Oil Cooler Air	1	47-48
36-8	108-6221802	Duct Assy.-Carburetor Air Intake	1	46
36-8	108-6221818**	Duct Assy.-Carburetor Air Intake	1	46-7-8
36-9	108-6221813	Support Assy.-Air Filter	1	46-7-8
36-10	108-6221805	Filter Assy.-Carburetor Air Intake	1	46-7-8
36-11	108-6221806	Duct Assy.-Air Filter	1	46
36-11	108-6222806	Duct Assy.-Air Filter	1	47-48
36-12	108-6021401-44	Stiffener-Nose Cowl-LH Only	1	46-7-8
36-13	108-3091048-6	Stencil-Cowl Insignia-LH	1	46
36-13	108-3091048-7	Stencil-Cowl Insignia-RH	1	46
36-13	108-3092048-6\$	Stencil-Cowl Insignia-LH	1	47
36-13	108-3092048-7\$	Stencil-Cowl Insignia-RH	1	47
36-13	108-3092126-6##	Stencil-Cowl Insignia	2	47
36-13	108-3092126-8	Stencil-Cowl Insignia	2	48
36-14	108-8992034-6	Stencil-Cowl Insignia-Station Wagon	2	47
36-14	108-8992034-8	Stencil-Cowl Insignia-Station Wagon	2	48
36-14	108-3092139-6	Stencil-Cowl Insignia Background	2	48
36-15	007-454-873	Clip-Cowl Prop Tube	1	47-48

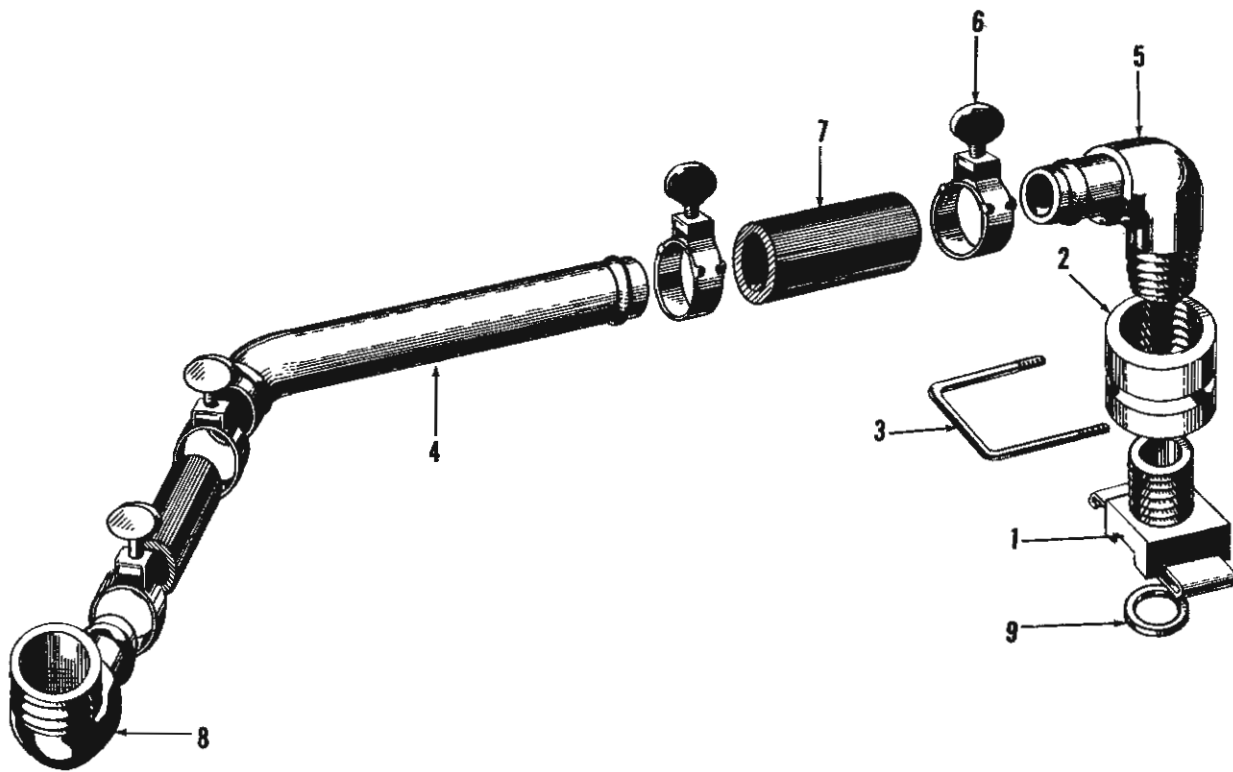


Figure 35—1947-48 Engine Oil Drain Installation



STINSON DIVISION UNIVAIR AIRCRAFT CORPORATION



FIGURE & ITEM NO.	PART NUMBER	PART NAME	NO. REQ'D	MODEL
36-16	108-6021401-22	Lever Assy.-Engine Cowling	4	46-7-8
36-17	108-8541008-6	Grille Engine Nose Cowling-LH	1	46-7-8
36-17	108-8541008-7	Grille Engine Nose Cowling-RH	1	46-7-8
36-18	99947-P-130	Receptacle-Cowling Fastener	4	46-7-8
36-19	W99835-2-180	Stud-Cowling Fastener	4	46-7-8
36-20	99836	Pin-Cowling Fastener	4	46-7-8
36-21	108-6021401-52	Nose Cowl Assy.	1	46-7-8
36-22	108-6022422	Prop Assembly, engine cowl	1	47-48
36-23	108-6222251	Scoop-Cabin Heater Intake	1	47-48
36-24	108-6222252	Coupling Assy.-Cabin Air Intake	1	47-48
36-25	12707-00	Cup	4	46-7-8

‡ For Airplanes Serial 108-1 through 108-470

** For Airplanes Serial 108-471 and Up

/ For Airplanes Serial 108-471 through 108-742

\$ For Airplanes Serial 108-743 through 108-2249

For Airplanes Serial 108-2250 through 108-3500

° For Airplanes Serial 108-2250 and Up

Figure 37—1947-48 Cabin Heater Installation

37-1	108-6222209	Shroud Assy.-Cabin Heat	1	47-48
37-2	108-3092120-12	Tube 14"	2	47-48
37-3	2 1/8 x 3/4	Clamp-Double Tite Wire Hose	16	47-48
37-4	108-3092120-10	Tube 20"	1	47-48
37-5	108-6222234	Valve Assy.-Cabin Heat	1	47-48
37-6	108-3092120-8	Tube 33"	1	47-48
37-7	108-3092120-16	Tube 19"	1	47-48
37-8	108-6222247	Coupling Assy.-Fwd.-Cabin Heat	2	47
37-8	108-6222257	Coupling Assy.-Fwd.-Cabin Heat	2	48
37-9	108-3092120-34	Tube 23"	1	47-48
37-12	108-6222241	Duct Assy.-Cabin Heat-Aft.	1	47-48
37-13	108-6222244	Plate-Grill Attaching	1	47-48
37-14	108-6222236	Plate-Grill Retaining	1	47-48
37-15	108-6222237	Plate-Grill Spacer	1	47-48
37-16	108-6222240	Grille Assy.-Cabin Heat	1	47-48
37-17	108-6222249	Duct-Fwd. Cabin Heat Inlet	2	47
37-17	108-6222259*	Duct-Fwd. Cabin Heat Inlet	1	48
37-18	108-6222250-0	Cover Assy.-Fwd. Cabin Heat Inlet	2	47
37-18	108-6222250-2*	Cover Assy.-Fwd. Cabin Heat Inlet	2	48
37-19	108-6222254	Bracket-Cabin Heat Valve Support	1	47-48
37-20	AN-742-12	Clamp	1	47-48
37-21	108-3092120-48	Tube	1	46-7-8

* For Airplanes Serial 108-3869 and Up

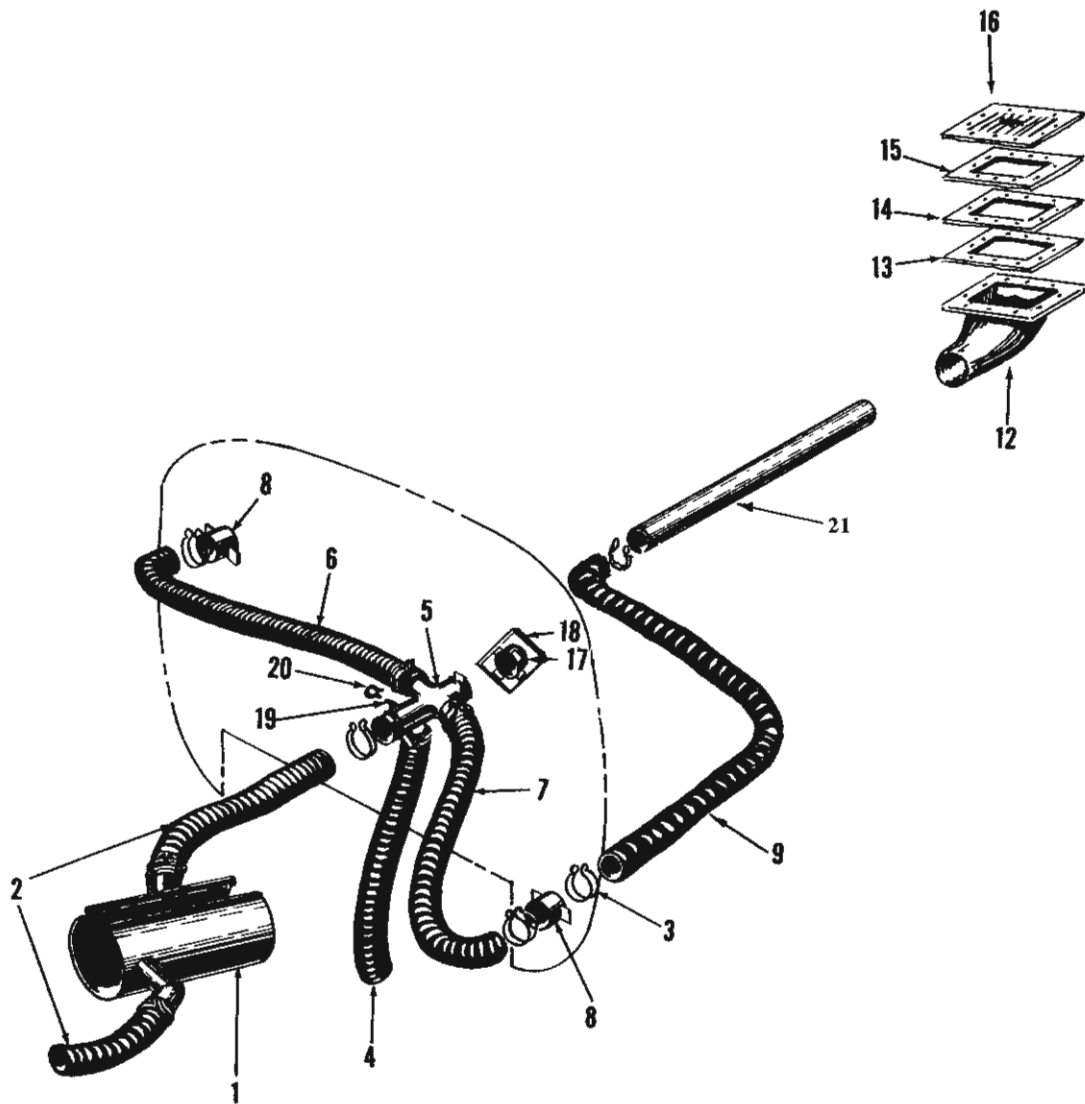


Figure 37—1947-48 Cabin Heater Installation



STINSON DIVISION UNIVAIR AIRCRAFT CORPORATION



FIGURE & ITEM NO.	PART NUMBER	PART NAME	NO. REQ'D	MODEL
-------------------	-------------	-----------	-----------	-------

Figure 38—1946-47-48 Power Plant Controls and Tachometer Shaft

38-1	108-6221501	Control Assy.-Throttle	1	46
38-1	108-6222501	Control Assy.-Throttle	1	47-48
38-2	108-6221502-1	Control-Carburetor Mixture	1	46-7-8
38-3	108-5101306	Control-Carburetor Heat	1	46-7-8
38-4	108-6221502-2	Control-Cabin Heat	1	46
38-4	108-6221502-3	Control Cabin Heat	1	47-48
38-5	108-6221504	Bracket Assy.-Throttle Control Aft.	1	46
38-5	108-6222504	Bracket Assy.-Throttle Control-Aft.	1	47-48
38-6	108-6221503	Bracket Assy.-Throttle Control-Fwd.	1	46-7-8
38-7	108-6221507*	Bracket Assy.-Cabin Heat Control Support	1	46
38-8	108-6221506°	Bracket Assy.-Mixture Control	1	46-47
38-8	108-6222506##	Bracket Assy.-Mixture Control	1	47-48
38-9	1536403	Tachometer Shaft	1	46-7-8
38-10	108-6222601#	Hose Assy.-Oil Pressure	1	47-48

* Discontinued on 108-478 and Up

For Airplanes Serial 108-1472 and Up

° For Airplanes Serial 108-1 through 108-2249

For Airplanes Serial 108-2250 and Up

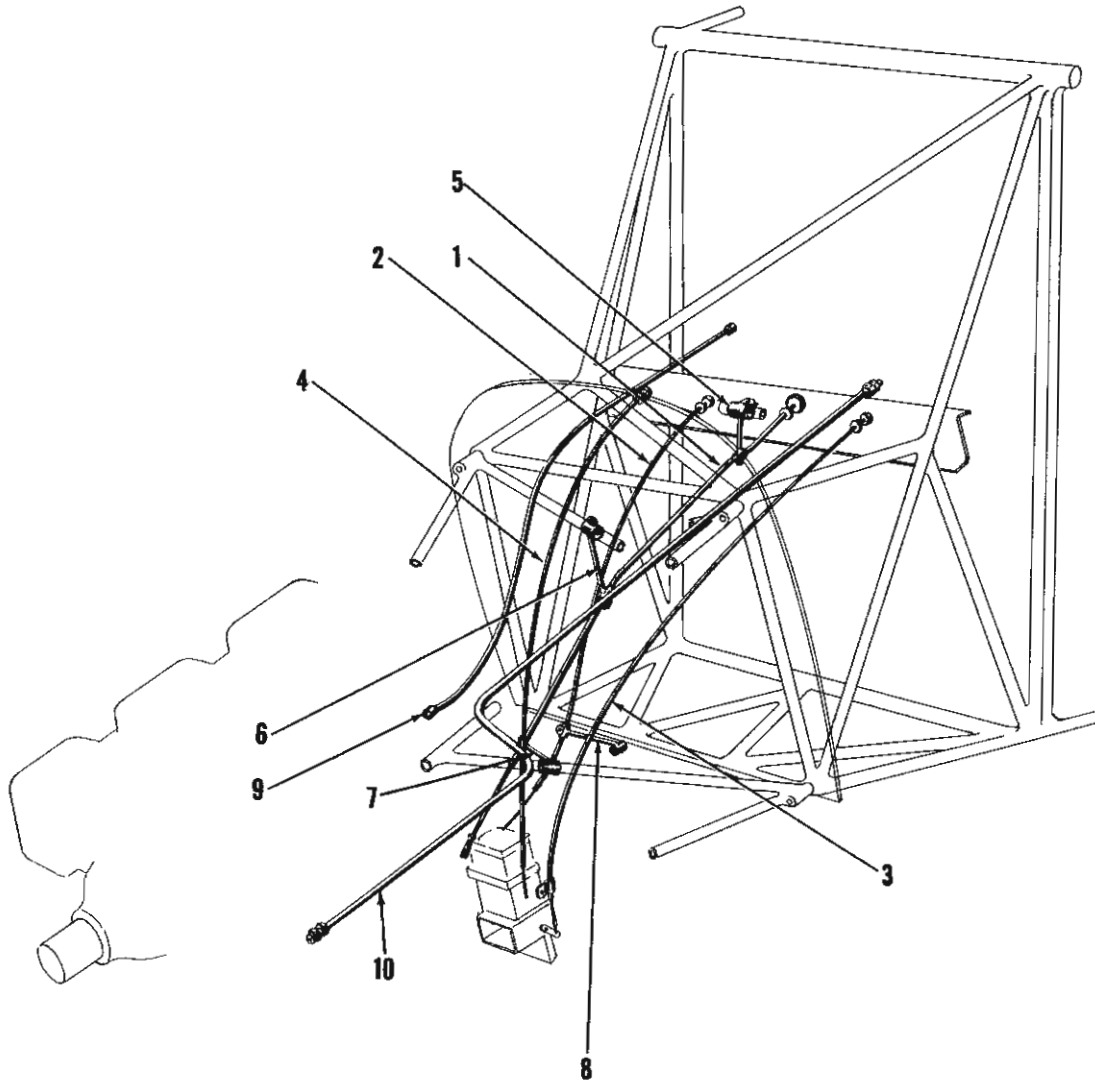


Figure 38—1946-47-48 Power Plant Controls and Tachometer Shaft



STINSON DIVISION UNIVAIR AIRCRAFT CORPORATION



82

FIGURE & ITEM NO.	PART NUMBER		PART NAME	NO. REQ'D	MODEL
-------------------	-------------	--	-----------	-----------	-------

Special Equipment

SE-1	108-5611001		Axle-Main Landing Gear-Ski	2	46-7-8
SE-2	108-3912000	N	Baggage Compartment Kit	1	47
SE-3	No. 1	N	Covers-Seat-Complete	Set	46-47
SE-4	No. 2	N	Covers-Seat-Front Only	Set	46-47
SE-5	No. 3	N	Covers-Seat-DeLuxe-Complete	Set	47
SE-6	No. 4	N	Covers-Seat-DeLuxe-Complete	Set	48
SE-7	108-3901001	N	Float Fitting Kit-Fuselage	Set	46-7-8
SE-8	108-3901002-A	N	Fin Assy.-Seaplane	1	46-47
SE-9	108-6922000-0*	N	Fram Oil Filter Kit	1	46-47
SE-10	108-6922000-2**	N	Fram Oil Filter Kit	1	47-48
SE-11	PB-5	N	Filter Element-Fram Oil	1	46-7-8
SE-12	#70	N	Headphones-Radio-Trimm	1	46-7-8
SE-13	108-1991000	N	Mooring Kit	1	46-7-8
SE-14	#	N	Koppers Aeromatic Propeller	1	46-7-8
SE-15	108-6222219-16		Baffle Assy.-Front Engine Cooling	1	48
SE-16	108-6922004-0	N	Propeller-Sensenich Two-Position Installation Kit	1	47
SE-17	108-6922004-2	N	Propeller-Sensenich Two-Position Installation Kit	1	48
SE-18	108-6922003		Control Assy.-Propeller-Two-Position	1	47-48
SE-19	108-6922001-6		Placard-Two-Position Prop. Control	1	47-48
SE-20	108-6222219-2		Baffle Assy.-Front Engine Cooling	1	47
SE-21	108-6222219-4		Baffle Assy.-Front Engine Cooling	1	48
SE-22	108-6922010-6		Baffle-Under Cylinder Cooling-LH	1	47-48
SE-23	108-6922010-7		Baffle-Under Cylinder Cooling-RH	1	47-48
SE-24	108-5901000		Tool-Jacking	1	46-7-8
SE-25	108-3032500-800		"V" Antenna Installation Kit	1	47
SE-26	108-3932503	N	VHF Transmitter Installation Kit	1	48
SE-27	108-3932501	N	Marker Beacon Receiver Installation Kit	1	48
SE-28	108-3932504	N	Rotatable Loop Installation Kit	1	48
SE-29	511458		Wheel Fairing Kit	2	46-7-8
SE-30			Wheel Fender-LH	1	46-7-8
SE-31			Wheel Fender-RH	1	46-7-8
SE-32	108-3932505		Radio Cut-Out Relay	1	47-48
SE-33	108-1112158		Spar Splice Kits-Front or Rear		46-7-8

* For Airplanes Serial 108-1 through 108-1471

** For Airplanes Serial 108-1472 and Up

Indicate Airplane Serial Number on Order. Installation Kit required on 108-3 Models extra.